



Accredited with **A** Grade by **NAAC**

**12-B Status from UGC**

## Index

1. Average percentage of expenditure excluding salary for infrastructure augmentation during the last five years. **(Click Here)**
2. Expenditure Last Five Year (Calculation Sheet) **(Click Here)**





# KULDEEP ARORA & ASSOCIATES

CHARTERED ACCOUNTANTS

"CHARTERED CHAMBER" • 64/256 • DAMPIER NAGAR • MATHURA – 281 001 (U. P.)  
MOB.: 9837059648 • 9837890401

"SATYANISHTHA" • BRAJNIDHI COMPLEX • RAMAN RETI ROAD • VRINDAVAN - 281121 • DIST. MATHURA (U. P.)  
MOB.: 9837059648 • 9927080803 • 9690080803

EMAIL: [cakuldeeparora@gmail.com](mailto:cakuldeeparora@gmail.com) • WEBSITE: [www.cakuldeeparora.com](http://www.cakuldeeparora.com)

**CA. Kuldeep Arora**

M. Com. • LL.B. • F.C.A. • DISA (ICAI)

## **Practitioner's Report on the Statement of Consolidated Fund Allocation towards Infrastructure Augmentation during the last Five Year**

**The Registrar,  
G. L. A. University,  
Ajhai, N. H. - II, Dist. Mathura (U. P.)**

Independent Practitioner's Report on the Statement of Consolidated Fund Allocation towards Infrastructure Augmentation during the last Five Year by G. L. A. University (hereinafter the "University") having its registered office at Ajhai, N.H. – II, Dist. Mathura (U. P.);

1. This Report is issued in accordance with the terms of our engagement letter dated 07/03/2022.
2. The accompanying Statement contains details of Consolidated Fund Allocation towards Infrastructure Augmentation during the last Five Year (hereinafter referred as the "Statement") the "University", contains the details as required pursuant to compliance with the terms and conditions for National Institutional Ranking Framework (NIRF) issued by Ministry of Education, Government of India.

### **Management's Responsibility for the Statement**

3. The preparation of the Statement is the responsibility of the Management of the "University" including the preparation and maintenance of all accounting and other relevant supporting records and documents. This responsibility includes the design, implementation and maintenance of internal control relevant to the preparation and presentation of the Financial Statement and applying an appropriate basis of preparation; and utilizing the financial assistance for the purpose, it has been received.

4. The Management is also responsible for ensuring that the "University" complies with the requirements of National Institutional Ranking Framework (NIRF) issued by Ministry of Education, Government of India towards Consolidated Fund Allocation towards Infrastructure Augmentation during the last Five Year and provides all relevant information to Ministry of Education, Government of India in this regard.

### **Practitioner's Responsibility**

5. Pursuant to the requirements of the aforementioned Consolidated Fund Allocation towards Infrastructure Augmentation during the last Five Year, it is our responsibility to provide a reasonable assurance whether the Statement is in agreement with books and records of the "University".

6. The financial statements referred to in paragraph 5 above, have been examined by us. Our examination of these financial statements were conducted in accordance with the Standards on Auditing and other applicable authoritative pronouncements issued by the Institute of Chartered Accountants of India. Those standards require that we plan and perform the audit to obtain reasonable assurance about whether the financial statements are free of material misstatement. Our examination were not planned and performed in connection with any transactions to identify matters that may be of potential interest to third parties.

7. We conducted our examination of the Statement in accordance with the Guidance Note on Reports or Certificates for Special Purposes issued by the Institute of Chartered Accountants of India. The Guidance Note requires that we comply with the ethical requirements of the Code of Ethics issued by the Institute of Chartered Accountants of India.

8. We have complied with the relevant applicable requirements of the Standard on Quality Control (SQC) 1, Quality Control for Firms that Perform Audits and Reviews of Historical Financial Information, and Other Assurance and Related Services Engagements.







# KULDEEP ARORA & ASSOCIATES

## CHARTERED ACCOUNTANTS

"CHARTERED CHAMBER" • 64/256 • DAMPIER NAGAR • MATHURA - 281 001 (U. P.)  
MOB.: 9837059648 • 9837890401

"SATYANISHTHA" • BRAJNIDHI COMPLEX • RAMAN RETI ROAD • VRINDAVAN - 281121 • DIST. MATHURA (U. P.)  
MOB.: 9837059648 • 9927080803 • 9690080803

EMAIL: [cakuldeeparora@gmail.com](mailto:cakuldeeparora@gmail.com) • WEBSITE: [www.cakuldeeparora.com](http://www.cakuldeeparora.com)

**CA. Kuldeep Arora**  
M. Com. • LL.B. • F.C.A. • DISA (ICAI)

### Opinion

9. Based on our examination as above, and the information and explanations given to us, in our opinion, the Statement is in agreement with the financial statements of the "University" and fairly presents, in all material respects, the manner of Consolidated Fund Allocation towards Infrastructure Augmentation during the last Five Year.

### Restriction on Use

10. This report is addressed to and provided to the Registrar of the 'University' solely for the purpose of enabling it to comply with its obligations of National Institutional Ranking Framework (NIRF) issued by Ministry of Education, Government of India to submit the accompanying Statement accompanied by a report thereon from the statutory auditors and should not be used by any other person or for any other purpose. Accordingly, we do not accept or assume any liability or any duty of care for any other purpose or to any other person to whom this report is shown or into whose hands it may come without our prior consent in writing.

**Date: 10/03/2022**  
**Place: Mathura**



**For Kuldeep Arora & Associates**  
**Chartered Accountants**  
**Firm Registration No.: 006036C**

**(CA. Kuldeep Arora)**  
**F. C. A.**  
**Membership No. 074799**  
**UDIN: 22074799AENRGD9220**



Consolidated fund allocation towards infrastructure augmentation

Consolidated fund allocation towards infrastructure Augmentation during the Last Five year

4.4.1 Average percentage expenditure incurred on maintenance of physical facilities and academic support facilities excluding salary component during the last five years

4.1.4 Average percentage of expenditure excluding salary for infrastructure augmentation during the last five years (INR in Lakhs)

Year	Budget allocated for Infrastructure Augmentation (INR in Lakhs)	Expenditure For Infrastructure Augmentation (INR in Lakhs)	Total Expenditure (Excluding Salary (INR in Lakhs)	Expenditure on maintenance of acadmic facilities (exluding Salary for human resources (INR in Lakhs)	Expenditure on Maintenance of Physical Facilities (excluding Salary for human resources (INR in Lakhs)
2016-2017	5,770.00	4,498.00	9,878.56	234.98	1,253.45
2017-2018	5,585.00	3,138.00	8,687.80	475.02	1,161.35
2018-2019	2,270.00	1,015.00	5,663.36	354.24	942.66
2019-2020	3,445.00	1,796.00	7,200.36	903.77	826.39
2020-2021	3,546.00	1,541.00	6,255.20	763.10	386.71
Total	20,616.00	11,988.00	37,685.28	2,731.11	4,570.56



As Per Report Annexed  
10/03/2022






**GLA UNIVERSITY, MATHURA**  
**FIXED ASSETS ( ADDITION DURING THE YEAR)**  
**( F.Y.2016-2017 )**

Particular	Amount in Rs
Building	29,39,19,837.00
Water Tank	8,88,973.00
Foot Overbridge ( UC )	2,02,80,859.00
Air Conditioning System	1,02,35,687.00
C.C.Camra	18,71,857.00
Camera	42,780.00
Mess Equipment	23,28,011.00
Dril Machine	7,443.00
Mobile Set	2,70,231.00
Finger Print Biometric	4,81,325.00
Fire Fighting Equipments	39,56,489.00
Fog Machine	36,390.00
Gym Equipments	5,00,004.00
L.C.D. Projector	11,49,975.00
Lab Equipments	1,44,83,923.00
Medical Equipment for Disp.	78,950.00
Photo State Machine	2,38,500.00
Plantation Equipments	88,268.00
Refrigerator	1,29,300.00
Soler Heater	20,43,912.00
Soler Power Plant	2,01,28,282.00
Sound System	3,000.00
STP Tank	3,90,831.00
STP Plant	60,23,143.00
Megaphone	38,000.00
Telephone Fitting	2,050.00
Television	2,04,500.00
Transformer	39,49,110.00
Utensils	5,05,038.00
Walky -Talky	2,24,568.00
Water Cooler & Purifier	3,13,400.00
Water Meter	3,04,158.00
Computer Science Equip.	1,63,22,920.00
Internet Fittings	8,35,245.00
Software	35,05,999.00
Scanner	72,000.00
Server	15,39,640.00
Furniture	2,90,61,044.00
Electricity Fittings & Equip.	73,72,012.00
Library Books	35,00,356.00
Car	25,02,317.00
<b>TOTAL</b>	<b>44,98,30,327.00</b>



As Per Report Annexed  
  
 10/03/2022







Accredited with **A** Grade by NAAC

**GLA UNIVERSITY, MATHURA**  
**FIXED ASSETS ( ADDITION DURING THE YEAR )**  
**( F.Y.2017-2018 )**

Particular	Amount in Rs
Building	19,09,11,096.00
Water Tank	4,29,367.00
Foot Overbridge ( UC )	20,83,378.00
Lift	33,50,070.00
Air Conditioning System	50,91,274.00
Air Compressor	81,900.00
C.C.Camra	16,89,372.00
Camera	1,15,357.00
Child Water Systems	6,22,400.00
Chimny	21,600.00
Mess Equipment	5,15,578.00
Mobile Set	9,49,400.00
Finger Print Biometric	56,250.00
Fire Fighting Equipments	12,92,464.00
Gym Equipments	10,49,617.00
L.C.D. Projector	21,66,582.00
Lab Equipments	51,36,353.00
Musical Instruments	84,490.00
Medical Equipment for Disp.	10,425.00
Photo State Machine	58,240.00
Plantation Equipments	44,836.00
Soler Heater	4,39,425.00
Soler Power Plant	6,07,91,285.00
Sound System	6,64,034.00
Submersible Pump	1,72,925.00
STP Tank	1,04,359.00
STP Plant	7,82,331.00
Telephone Fitting	29,032.00
Television	2,74,200.00
Walky -Talky	2,00,408.00
Washing Machine	9,500.00
Gas Pipe Line Fittng	6,42,562.00
Computer Science Equip.	1,29,08,354.00
Software	24,12,717.00
Furniture	46,27,423.00
Electricity Fittings & Equip.	54,54,559.00
Library Books	31,28,069.00
Car	53,75,200.00
Other Vehicle	28,880.00
<b>TOTAL</b>	<b>31,38,05,312.00</b>

As Per Report Annexed



*10/03/2022*






**GLA UNIVERSITY, MATHURA**  
**FIXED ASSETS ( ADDITION DURING THE YEAR )**  
**( F.Y.2018- 2019 )**

Particular	Amount in Rs
Building	6,44,78,966.00
Water Tank	3,27,599.00
Foot Overbridge ( UC )	8,90,985.00
Air Conditioning System	6,22,619.00
C.C.Camra	7,77,584.00
Camera	30,207.00
Mobile Set	2,26,397.00
Gym Equipments	5,04,954.00
Gas Meter	57,701.00
L.C.D. Projector	6,42,382.00
Lab Equipments	27,92,190.00
Refrigerator	33,350.00
Soler Heater	5,05,514.00
Soler Power Plant	90,39,971.00
Submersible Pump	2,82,970.00
Television	73,950.00
Utensils	6,694.00
Washing Machine	18,854.00
Water Cooler & Purifier	7,000.00
Water Meter	12,880.00
Computer Science Equip.	97,20,706.00
Software	27,03,282.00
Scanner	1,06,460.00
Furniture	10,75,249.00
Electricity Fittings & Equip.	18,89,994.00
Library Books	30,05,547.00
Car	11,10,786.00
Tractor Trolley	5,35,000.00
<b>TOTAL</b>	<b>10,14,79,791.00</b>

As Per Report Annexed



  
 10/03/2022







**GLA UNIVERSITY, MATHURA**  
**FIXED ASSETS ( ADDITION DURING THE YEAR)**  
**( F.Y.2018- 2019 )**

Particular	Amount in Rs
Building	6,44,78,966.00
Water Tank	3,27,599.00
Foot Overbridge ( UC )	8,90,985.00
Air Conditioning System	6,22,619.00
C.C.Camra	7,77,584.00
Camera	30,207.00
Mobile Set	2,26,397.00
Gym Equipments	5,04,954.00
Gas Meter	57,701.00
L.C.D. Projector	6,42,382.00
Lab Equipments	27,92,190.00
Refrigerator	33,350.00
Soler Heater	5,05,514.00
Soler Power Plant	90,39,971.00
Submersible Pump	2,82,970.00
Television	73,950.00
Utensils	6,694.00
Washing Machine	18,854.00
Water Cooler & Purifier	7,000.00
Water Meter	12,880.00
Computer Science Equip.	97,20,706.00
Software	27,03,282.00
Scanner	1,06,460.00
Furniture	10,75,249.00
Electricity Fittings & Equip.	18,89,994.00
Library Books	30,05,547.00
Car	11,10,786.00
Tractor Trolley	5,35,000.00
<b>TOTAL</b>	<b>10,14,79,791.00</b>

As Per Report Annexed



10/03/2022







**GLA UNIVERSITY, MATHURA**  
**FIXED ASSETS ( ADDITION DURING THE YEAR)**  
**( F.Y.2019- 2020 )**

Particular	Amount in Rs
Building	9,78,15,356.00
Water Tank	1,07,000.00
Foot Overbridge ( UC )	22,28,673.00
Air Conditioning System	27,71,339.00
C.C.Camra	14,97,327.01
Camera	16,268.00
Mess Equipment	1,00,300.00
Mobile Set	1,15,198.00
Fire Fighting Equipments	10,09,034.00
Gym Equipments	12,84,475.00
House Keeping Equipment	2,44,764.00
Lab Equipments	1,66,66,062.00
Musical Instruments	28,940.00
Photo State Machine	3,84,380.00
Refrigerator	1,45,700.00
Sai Clam With Alarm	34,84,500.00
Soler Heater	11,17,600.00
Sound System	30,490.00
Submersible Pump	5,87,437.00
Television	6,63,000.00
Utensils	37,763.00
Walky -Talky	32,209.01
Washing Machine	40,400.00
Gas Pipe Line Fittng	1,01,445.00
Computer Science Equip.	99,57,688.57
Internet Fittings	72,19,952.00
Software	39,91,426.00
Scanner	61,554.41
Server	50,00,000.00
Furniture	76,84,509.00
Electricity Fittings & Equip.	60,58,203.00
Library Books	37,14,481.00
Bike	48,926.00
Car	53,89,044.00
Other Vehicle	14,900.00
<b>TOTAL</b>	<b>17,96,50,344.00</b>



As Per Report Annexed





**GLA UNIVERSITY, MATHURA**  
**FIXED ASSETS ( ADDITION DURING THE YEAR)**  
**( F.Y.2020- 2021 )**

Particular	Amount in Rs
Building	9,27,89,468.00
Air Conditioning System	51,186.00
C.C.Camra	4,30,055.00
Coffie Machine	4,550.00
Mess Equipment	33,342.00
Mobile Set	3,92,249.00
Finger Print Biometric	4,23,620.00
Fire Fighting Equipments	8,200.00
L.C.D. Projector	60,000.00
Lab Equipments	3,57,27,253.00
Medical Equipment for Disp.	62,241.00
Plantation Equipments	48,170.00
Refrigerator	28,000.00
Soler Heater	44,64,050.00
Studio	39,58,348.00
Sound System	58,185.00
Sanataizer Machine	4,89,507.00
Submersible Pump	47,280.00
Telephone Fitting	16,050.00
Television	3,04,000.00
Utensils	1,24,285.00
Washing Machine	31,900.00
Water Cooler & Purifier	24,150.00
Computer Science Equip.	29,25,875.00
Internet Fittings	7,74,624.00
Software	29,08,026.00
Scanner	31,600.00
Server	10,000.00
Furniture	6,71,295.00
Electricity Fittings & Equip.	14,16,969.00
Library Books	57,75,463.00
<b>TOTAL</b>	<b>15,40,89,941.00</b>

As Per Report Annexed



10/03/2022







Accredited with A Grade by NAAC

12-B Status from UGC

## GLA UNIVERSITY MATHURA

### EXPENDITURE LAST FIVE YEAR (Calculation Sheet)

PARTICULAR	2016-2017	2017-2018	2018-2019	2019-2020	2020-2021
REVENUE EXPENSES	1,080,148,485.72	1178305542.72	1,095,206,452.21	1,240,016,963.49	1,144,967,537.39
CAPITAL EXPENSESE	449,830,327.80	313805312.00	101,479,791.00	179,650,344.00	154,089,941.00
SALARY TEACHING	(364,722,912.00)	(377,025,816.00)	(367,964,779.00)	(411,325,221.00)	(403,634,851.00)
SALARY NONTEACHING	(136,484,266.00)	(196,772,789.00)	(210,042,802.00)	(235,731,496.00)	(215,585,395.00)
DEPRECIATION	(40,885,489.00)	(49,527,174.00)	(52,389,720.00)	(52,523,926.00)	(54,316,874.00)
<b>TOTAL EXPENDITURE</b>	<b>987,886,146.52</b>	<b>868,785,075.72</b>	<b>566,288,942.21</b>	<b>720,086,664.49</b>	<b>625,520,358.39</b>
<b>IN LAKH</b>	<b>9,878.86</b>	<b>8,687.85</b>	<b>5,662.89</b>	<b>7,200.87</b>	<b>6,255.20</b>





FINANCIAL YEAR

2016-17





# KULDEEP ARORA & ASSOCIATES

CHARTERED ACCOUNTANTS

CA. Kuldeep Arora  
M.Com., LL.B., F.C.A., DISA (ICAI)

## AUDIT REPORT

We have examined the Balance Sheet of G.I.A. UNIVERSITY, MATHURA, as at 31-03-2017 and the Income & Expenditure Account for the year ended on that date which are in agreement with the books of account maintained by the said institution.

We have obtained all the information and explanations which to the best of our knowledge and belief were necessary for the purposes of the audit. In our opinion, proper books of account have been kept by the above named institution visited by us so far as appears from our examination of the books, and proper returns adequate for the purposes of audit have been received.

In our opinion and to the best of our information given to us, the said accounts give a true and fair view :

- (i) in the case of the balance sheet, of the state of affairs of the above named institutions as at 31-03-2017 and
- (ii) in the case of the Income & Expenditure account, of the Excess of Income over Expenditure of its accounting year ending on 31-03-2017.

Place : Mathura

Date : 29-09-2017



KULDEEP ARORA & ASSOCIATES

Chartered Accountants

FRN : 006036C

(CA. KULDEEP ARORA)

F.C.A.

M. No. 074799



**GLA UNIVERSITY**  
**MATHURA**  
**BALANCE SHEET AS AT 31-03-2017**

S. No.	Particulars	Schedule	Note No.	As at 31-03-2017 Rs.	As at 31-03-2016 Rs.
<b>A</b>	<b><u>CAPITAL &amp; LIABILITIES</u></b>				
1.	<b><u>Capital Fund</u></b>			<b>547,590,354.37</b>	<b>470,580,326.79</b>
(a)	General Fund	A		547,590,354.37	470,580,326.79
(b)	Corpus Fund			-	-
2.	<b><u>Non-current Liabilities</u></b>			<b>-</b>	<b>97,158,782.00</b>
(a)	Long Term Borrowings			-	97,158,782.00
(b)	Other Long Term Liabilities			-	-
(c)	Long Term Provisions			-	-
3.	<b><u>Current Liabilities</u></b>			<b>1,789,597,415.26</b>	<b>1,379,395,572.34</b>
(a)	Short Term Borrowings	B		1,645,251,885.15	1,269,903,763.39
(b)	Other Current Liabilities	C		144,345,530.11	109,491,808.95
(c)	Short Term Provisions			-	-
	<b>TOTAL</b>			<b>2,337,187,769.63</b>	<b>1,947,134,681.13</b>
<b>B</b>	<b><u>ASSETS</u></b>				
1.	<b><u>Non-Current Assets</u></b>			<b>2,307,406,040.64</b>	<b>1,892,773,811.64</b>
(a)	<b><u>Fixed Assets</u></b>			<b>2,301,467,891.64</b>	<b>1,892,523,053.64</b>
(i)	Tangible Assets	D		2,301,467,891.64	1,892,523,053.64
(ii)	Intangible Assets			-	-
(b)	Non-Current Investments			-	-
(c)	Long-Term Loans and Advances			-	-
(d)	Other Non-Current Assets	E		5,938,149.00	250,758.00
2.	<b><u>Current Assets</u></b>			<b>29,781,728.99</b>	<b>54,360,869.49</b>
(a)	Current Investments			-	-
(b)	Cash and Cash Equivalents	F		14,056,091.99	31,800,662.49
(c)	Short-Term Loans and Advances	G		15,725,637.00	22,560,207.00
(d)	Other-Current Assets			-	-
3.	<b><u>Miscellaneous Expenses</u></b>			<b>-</b>	<b>-</b>
(a)	Excess of Exps. Over Income			-	-
	<b>TOTAL</b>			<b>2,337,187,769.63</b>	<b>1,947,134,681.13</b>
	Significant Accounting Policies	P			
	Notes On Accounts	Q			

As per our separate Audit Report of even date annexed.  
Place: Mathura  
Date : 29.09.2017

For Kuldeep Arora & Associates  
Chartered Accountants  
FRN.: 006036C



(CA. Kuldeep Arora)  
F.C.A.  
Membership No. 074799

FOR GLA UNIVERSITY, MATHURA

*[Signature]*

CHAIRMAN ( E.C )



**GLA UNIVERSITY  
MATHURA**

**STATEMENT OF INCOME & EXPENDITURE ACCOUNT FOR THE YEAR ENDING ON 31-03-2017**

S. No.	Particulars	Schedule	Note No.	As at 31-03-2017	As at 31-03-2016
				Rs.	Rs.
<b>1.</b>	<b>Income</b>				
(a)	Revenue From Operations	H		1,152,568,669.00	1,005,422,815.00
(b)	Interest On SB A/c/FDR/ Others	I		148,756.30	119,536.00
(c)	Other Income	J		4,441,088.00	5,210,059.00
	<b>Total Income</b>			<b>1,157,158,513.30</b>	<b>1,010,752,410.00</b>
<b>2.</b>	<b>Expenses</b>				
(a)	Educational Expenses	K		89,040,054.00	79,207,593.00
(b)	Employee Benefits Expenses	L		505,768,871.00	428,017,261.00
(c)	Depreciation and Amortisation Expenses	D		40,885,489.00	32,253,793.00
(d)	Charitable Expenses	M		661,947.00	552,215.00
(e)	Finance Cost	N		123,513,256.72	98,409,831.41
(f)	Other Expenses	O		320,278,868.00	268,201,666.00
	<b>Total Expenses</b>			<b>1,080,148,485.72</b>	<b>906,642,359.41</b>
<b>3.</b>	<b>Excess of Income over Expenditures (1-2)</b>			<b>77,010,027.58</b>	<b>104,110,050.59</b>
	Significant Accounting Policies	P			
	Notes On Accounts	Q			

As per our separate Audit Report of even date annexed.  
Place: Mathura  
Date : 29.09.2017

For Kuldeep Arora & Associates  
Chartered Accountants  
FRN.: 006036C



(CA. Kuldeep Arora)  
F.C.A.  
Membership No. 074799

FOR GLA UNIVERSITY, MATHURA

*[Signature]*

CHAIRMAN ( E.C )



**GLA UNIVERSITY  
MATHURA**

**Schedules forming part of Balance Sheet**

**Schedule A**

As at 31.03.2017

**GENERAL FUND**

Sl. No.	Particular	Balance as on 31.03.2016	Excess of Income Over Expenses	Balance as on 31.03.2017
	General Fund	470,580,326.79	77,010,027.58	547,590,354.37
	<b>Total</b>	<b>470,580,326.79</b>	<b>77,010,027.58</b>	<b>547,590,354.37</b>

**Schedule B**

As at 31.03.2017

**SHORT TERM BORROWINGS**

Sl. No.	Particular	AMOUNT IN Rs
	HDFC Bank Ltd 5020000005007295	92,611,529.88
	Shri Jagannath Prasad Ganeshi Lal Bajaj Charitable Trust Samiti	1,552,640,355.27
	<b>Total</b>	<b>1,645,251,885.15</b>

**Schedule C**

As at 31.03.2017

**OTHER CURRENT LIABILITIES**

Sl. No.	Particular	Amount In Rs	AMOUNT IN Rs
	Students Security		
	Security		
	Students Security	102,333,125.00	
	Staff Security	13,422,924.00	115,756,049.00
	<b>Total</b>		
	Ms Bimlesh Kumari	21,387.00	
	Shri Devendra Krishna	4,458.00	
	Shri Lav Srivastava	27,682.00	
	Shri Prashant Laha	39,081.00	
	Gla University Relief Fund Account	1,500.00	
	Mess Charges	7,602,416.00	
	Shri Heera Singh	5,078.00	
	Alumni Charges	5,358,200.00	13,059,802.00
	<b>Total</b>		
	<b>Other Creditors</b>		
	M/s Amity Electronics	54,338.00	
	M/s Atest Testing Pvt Ltd	103,327.00	
	M/s Beacon Elevator Pvt Ltd	137,500.00	
	M/s Bharti Refrigeration	78,122.00	
	Shri Dilshad Beg	306,717.00	
	M/s Indore Colour Orgnise Pvt Ltd	1,785.00	
	M/s Jain Furniture Interiors	20,000.00	
	M/s Krishna Interprises	14,792.00	
	M/s Navratan Engineering Corporation	521,165.00	
	M/s Nawal Motors	18,470.00	
	M/s Shree Gopal Automobiles	736.00	
	M/s Sonvir Singh	3,584.00	
	M/s Sophisticated Industrial Material Analytical Labs	774,000.00	
	M/s Transoft Infotech	211,017.00	
	M/s Unique International	84,324.00	
	M/s Accrotech Scincetific Industries	45,829.00	
	M/s Bharat Petroleum Corporation Ltd	337,055.00	
	M/s Electrotherm Solar Ltd	296,000.00	
	M/s Golden Glove Technology	48,600.00	
	News 24 Broadcast India Ltd	11,241.00	
	Shri Paresh Chandra Sahu	10,592.00	
	Shri BRK Gupta	8,291.00	
	Prof. A.K.Bhatia	5,875.00	
	M/s Jackson Enterprises	220.00	
	M/s Techtronix	147,930.00	
	M/s Hotel Swagat	357.00	
	I.O.B. SB A/C 1999010000009007	881,166.15	
	S.B.I. 33090240408	158,120.00	
	I.O.B. 1999020000000101	11,248,525.96	15,529,679.11
	<b>Total</b>		<b>144,345,530.11</b>

Our separate Audit Report of even date annexed.  
Mathura  
29.09.2017

FOR GLA UNIVERSITY, MATHURA

CHAIRMAN ( E.C )



For Kuldeep Arora & Associates  
Chartered Accountants  
FRN.: 006036C

(CA. Kuldeep Arora)



**GLA UNIVERSITY  
MATHURA**  
Schedules forming part of Balance Sheet

As at 31.03.2017

**Schedule D**

**FIXED ASSETS**

		FIXED ASSETS										Net Block			
Sr. No.	Particulars	Gross Block			Balance, as on 31.03.17	Rate of Dep.	Depreciation				W.D.V. as on 31.03.2016	W.D.V. of Assets Sold/ Transferred/ Discarded	W.D.V. of Assets After Sold/ Transferred/ Discarded	W.D.V. as on 31.03.17	
		Balance as on 31.03.16	Addition During the year	Sold / Transferred/ Discarded During the year			Depreciation upto 31.03.16	W.D.V. of Assets Sold/ Transferred/ Discarded	Depreciation during the year	Depreciation upto 31.03.17					
BUILDING															
1.	Building	1,708,773,267.43	293,919,837.00	-	2,002,693,104.43	0%	157,290,246.00	-	-	157,290,246.00	1,551,483,021.43	-	1,551,483,021.43	1,845,402,858.43	
2.	Water Tank	3,087,265.00	886,973.00	-	3,976,238.00	10%	331,802.00	-	319,995.00	651,797.00	2,755,463.00	-	2,755,463.00	3,324,441.00	
3.	Foot Overbridge ( UC )	-	20,280,859.00	-	20,280,859.00	0%	-	-	-	-	-	-	-	20,280,859.00	
4.	Lift	3,010,460.00	-	-	3,010,460.00	10%	1,038,087.00	-	197,237.00	1,235,324.00	1,972,373.00	-	1,972,373.00	1,775,136.00	
	Total	1,714,870,992.43	315,089,669.00	-	2,029,960,661.43	-	158,660,135.00	-	517,232.00	159,177,367.00	1,556,210,857.43	-	1,556,210,857.43	1,870,783,294.43	
EQUIPMENTS															
1.	Air Conditioning System	32,390,895.00	10,235,687.00	-	42,626,582.00	10%	13,449,835.00	-	2,405,890.00	15,855,725.00	18,941,060.00	-	18,941,060.00	26,770,857.00	
2.	Air Compressor	22,500.00	-	-	22,500.00	10%	1,125.00	-	2,138.00	3,263.00	21,375.00	-	21,375.00	19,237.00	
3.	Audio Systems	515,830.00	-	-	515,830.00	10%	262,129.00	-	25,370.00	287,499.00	253,701.00	-	253,701.00	228,331.00	
4.	Auditorium Systems	1,591,735.00	-	-	1,591,735.00	10%	672,558.00	-	91,918.00	764,476.00	919,177.00	-	919,177.00	827,259.00	
5.	Automatic Timer	9,600.00	-	-	9,600.00	10%	480.00	-	912.00	1,392.00	9,120.00	-	9,120.00	8,208.00	
6.	Banner Trolley	10,069.00	-	-	10,069.00	10%	1,460.00	-	861.00	2,321.00	8,609.00	-	8,609.00	7,748.00	
7.	C.C.Camera	4,727,284.00	1,871,857.00	-	6,599,141.00	10%	1,297,337.00	-	462,578.00	1,759,915.00	3,689,853.00	-	3,689,853.00	5,099,132.00	
8.	Camera	1,186,552.00	42,780.00	-	1,229,332.00	10%	193,457.00	-	75,458.00	268,915.00	733,189.00	-	733,189.00	700,511.00	
9.	Chess Equipment	-	2,328,011.00	-	2,328,011.00	10%	-	-	116,401.00	116,401.00	-	-	-	2,211,610.00	
10.	Drill Machine	-	7,443.00	-	7,443.00	10%	-	-	372.00	372.00	-	-	-	7,071.00	
11.	Mobile Set	1,453,939.00	270,231.00	-	1,724,170.00	10%	358,734.00	-	123,032.00	481,766.00	1,095,205.00	-	1,095,205.00	1,742,404.00	
12.	Fax Machine	29,500.00	-	-	29,500.00	10%	19,030.00	-	1,047.00	20,077.00	10,470.00	-	10,470.00	9,423.00	
13.	Finger Print Biometric	366,251.00	481,325.00	-	847,576.00	10%	142,129.00	-	46,478.00	188,607.00	224,122.00	-	224,122.00	658,969.00	
14.	Fire Fighting Equipments	5,072,961.00	3,956,489.00	-	9,029,450.00	10%	876,708.00	-	617,450.00	1,494,158.00	4,196,253.00	-	4,196,253.00	7,535,292.00	
15.	Fog Machine	151,399.00	36,390.00	-	187,789.00	10%	40,354.00	-	12,924.00	53,278.00	111,045.00	-	111,045.00	134,511.00	
16.	Food Wastage Tank	22,000.00	-	-	22,000.00	10%	1,100.00	-	2,090.00	3,190.00	20,900.00	-	20,900.00	18,810.00	
17.	Generator	20,666,352.00	-	-	20,666,352.00	10%	9,168,509.00	-	1,149,783.00	10,318,292.00	11,497,843.00	-	11,497,843.00	10,348,060.00	
18.	Gym Equipments	1,080,361.00	500,004.00	-	1,580,365.00	10%	211,919.00	-	111,844.00	323,763.00	868,442.00	-	868,442.00	1,256,602.00	
19.	Hording Unipol	718,912.00	-	-	718,912.00	10%	35,946.00	-	68,297.00	104,243.00	682,966.00	-	682,966.00	614,669.00	
20.	Instruments	1,190,129.00	-	-	1,190,129.00	10%	630,915.00	-	55,921.00	686,836.00	559,214.00	-	559,214.00	503,293.00	
21.	L.C.D. Projector	6,390,799.00	1,149,975.00	-	7,540,774.00	10%	3,300,211.00	-	366,557.00	3,666,768.00	3,090,586.00	-	3,090,586.00	3,874,004.00	
22.	Lab Equipments	73,252,365.40	14,483,923.00	-	87,736,288.40	10%	30,848,911.00	-	4,964,542.00	35,813,453.00	42,403,455.40	-	42,403,455.40	51,922,836.40	
23.	Musical Instruments	784,109.00	-	-	784,109.00	10%	167,211.00	-	61,690.00	228,901.00	616,898.00	-	616,898.00	555,208.00	
24.	Media Junction	104,452.00	-	-	104,452.00	10%	5,223.00	-	9,923.00	15,146.00	99,229.00	-	99,229.00	89,306.00	
25.	Medical Equipment for Disp.	213,614.00	78,950.00	-	292,564.00	10%	10,681.00	-	24,241.00	34,922.00	202,933.00	-	202,933.00	257,642.00	
26.	Oil Pump	29,400.00	-	-	29,400.00	10%	11,075.00	-	1,833.00	12,908.00	18,325.00	-	18,325.00	16,492.00	
27.	Old Diesel Tank	205,638.00	-	-	205,638.00	10%	115,068.00	-	9,057.00	124,125.00	90,570.00	-	90,570.00	81,513.00	
28.	Paper Cutting Machine	2,363.00	-	-	2,363.00	10%	1,171.00	-	119.00	1,290.00	1,192.00	-	1,192.00	1,073.00	
29.	Photo State Machine	965,431.00	238,500.00	-	1,203,931.00	10%	483,484.00	-	60,120.00	543,604.00	481,947.00	-	481,947.00	660,327.00	
30.	Plantation Equipments	642,774.00	88,268.00	-	731,042.00	10%	117,105.00	-	56,980.00	174,085.00	525,669.00	-	525,669.00	556,957.00	
31.	Refrigerator	287,685.00	129,300.00	-	416,985.00	10%	146,210.00	-	20,613.00	166,823.00	141,475.00	-	141,475.00	250,162.00	
32.	Soler Heater	9,119,130.00	2,043,912.00	-	11,163,042.00	10%	1,707,465.00	-	843,362.00	2,550,827.00	7,411,665.00	-	7,411,665.00	8,612,215.00	
33.	Soler Power Plant	-	20,128,282.00	-	20,128,282.00	10%	-	-	1,006,414.00	1,006,414.00	-	-	-	19,121,868.00	
34.	Stone Gridding Machine	21,201.00	-	-	21,201.00	10%	1,060.00	-	2,014.00	3,074.00	20,141.00	-	20,141.00	18,127.00	
35.	Sound System	506,178.00	3,000.00	-	509,178.00	10%	190,005.00	-	31,767.00	221,772.00	316,173.00	-	316,173.00	287,406.00	
36.	Submersible Pump	1,478,026.00	-	-	1,478,026.00	10%	459,700.00	-	101,833.00	561,533.00	1,018,326.00	-	1,018,326.00	916,493.00	
37.	STP Tank	775,467.00	390,831.00	-	1,166,298.00	10%	186,737.00	-	78,415.00	265,152.00	588,730.00	-	588,730.00	901,146.00	
38.	STP Plant	1,606,646.00	6,023,143.00	-	7,629,789.00	10%	210,065.00	-	440,815.00	650,880.00	1,396,581.00	-	1,396,581.00	6,978,909.00	
39.	Megaphone	172,150.00	38,000.00	-	210,150.00	10%	13,090.00	-	17,806.00	30,896.00	159,060.00	-	159,060.00	179,254.00	
40.	Telephone Fitting	2,486,633.00	2,050.00	-	2,488,683.00	10%	1,504,337.00	-	98,332.00	1,602,669.00	982,296.00	-	982,296.00	886,014.00	
41.	Television	1,373,512.00	204,500.00	-	1,578,012.00	10%	339,618.00	-	113,614.00	453,232.00	1,033,894.00	-	1,033,894.00	1,124,780.00	
42.	Transformer	1,357,461.00	3,949,110.00	-	5,306,571.00	10%	876,645.00	-	245,537.00	1,122,182.00	480,816.00	-	480,816.00	4,184,389.00	
43.	Utensils	1,659,007.18	505,038.00	-	2,164,045.18	10%	506,207.00	-	140,532.00	646,739.00	1,152,800.18	-	1,152,800.18	1,517,366.18	
44.	Walky - Talky	448,856.00	224,568.00	-	673,424.00	10%	92,061.00	-	46,908.00	138,969.00	356,795.00	-	356,795.00	534,455.00	
45.	V.C.D. / D.V.D	17,016.00	-	-	17,016.00	10%	13,051.00	-	397.00	13,448.00	3,965.00	-	3,965.00	3,568.00	
46.	Vacuum Cleaner	12,400.00	-	-	12,400.00	10%	8,382.00	-	402.00	8,784.00	4,018.00	-	4,018.00	3,616.00	
47.	Washing Machine	97,800.00	-	-	97,800.00	10%	27,830.00	-	6,997.00	34,827.00	69,970.00	-	69,970.00	62,973.00	
48.	Water Cooler & Purifier	4,770,240.00	313,400.00	-	5,083,640.00	10%	3,160,765.00	-	176,618.00	3,337,383.00	1,609,475.00	-	1,609,475.00	1,746,257.00	
49.	Weighing Machine	59,742.00	-	-	59,742.00	10%	10,627.00	-	4,912.00	15,539.00	49,115.00	-	49,115.00	44,203.00	
50.	Welding Machine	187,652.00	-	-	187,652.00	10%	35,507.00	-	15,215.00	50,722.00	152,145.00	-	152,145.00	136,930.00	
51.	Water Meter	264,031.00	304,158.00	-	568,189.00	10%	18,676.00	-	39,743.00	58,419.00	245,355.00	-	245,355.00	509,770.00	
52.	Gas Pipe Line Fitting	2,636,694.00	-	-	2,636,694.00	10%	392,654.00	-	224,404.00	617,058.00	2,244,040.00	-	2,244,040.00	2,019,636.00	
	Total	183,134,741.58	70,029,125.00	-	253,163,866.58	-	72,324,557.00	-	14,582,476.00	86,907,033.00	110,810,183.58	-	110,810,183.58	166,256,832.58	
COMPUTERS & PERIPHERALS															
1.	Computer Science Equip.	126,761,636.73	16,322,920.00	-	143,084,556.73	10%	57,163,370.00	-	7,775,973.00	64,939,343.00	69,598,268.73	-	69,598,268.73	78,145,215.73	
2.	Internet Fittings	3,018,639.00	835,245.00	-	3,853,884.00	10%	768,649.00	-	266,761.00	1,035,410.00	2,249,990.00	-	2,249,990.00	2,818,474.00	
3.	Software	11,950,937.00	3,505,999.00	-	15,456,936.00	10%	2,642,141.00	-	1,106,180.00	3,748,321.00	9,308,796.0				





1	Scanon	223,802.00	22,000.00	-	295,802.00	10%	14,871.00	-	24,494.00	39,365.00	208,936.00	-	208,936.00	258,442.00
2	Server	2,614,500.00	1,339,640.00	-	4,154,140.00	10%	183,593.00	-	320,073.00	503,666.00	2,430,902.00	-	2,430,902.00	3,658,474.00
	Total	144,569,519.73	22,225,804.00	-	166,845,323.73		60,772,624.00	-	9,493,481.00	70,266,105.00	83,796,897.73	-	83,796,897.73	96,579,220.23
<b>FURNITURE &amp; FIXTURES</b>														
1	Furniture	76,249,208.00	29,061,044.00	-	105,310,252.00	10%	27,115,333.00	-	6,366,440.00	33,481,773.00	49,133,876.00	-	49,133,876.00	71,828,480.00
2	Electricity Fixings & Equip.	83,165,141.00	7,372,012.00	-	90,537,153.00	10%	26,376,566.00	-	6,047,458.00	32,424,024.00	56,788,573.00	-	56,788,573.00	58,113,127.00
3	Electric Connection	149,700.00	-	-	149,700.00	10%	7,484.00	-	14,222.00	21,706.00	142,216.00	-	142,216.00	127,994.00
4	Intercom	2,950.00	-	-	2,950.00	10%	1,744.00	-	121.00	1,865.00	1,206.00	-	1,206.00	1,085.00
	Total	159,566,999.00	36,433,056.00	-	196,000,055.00		53,501,127.00	-	12,428,241.00	65,929,368.00	106,065,871.00	-	106,065,871.00	130,070,686.00
<b>LIBRARY BOOKS</b>														
1	Library Books	38,709,277.90	3,500,356.00	-	42,209,633.90	10%	19,242,870.00	-	2,121,659.00	21,364,529.00	19,466,407.90	-	19,466,407.90	20,845,104.90
2	Library Renovation & Other A	5,061,908.00	-	-	5,061,908.00	10%	733,976.00	-	432,793.00	1,166,769.00	4,327,932.00	-	4,327,932.00	3,895,139.00
	Total	43,771,185.90	3,500,356.00	-	47,271,541.90		19,976,846.00	-	2,554,452.00	22,531,298.00	23,794,339.90	-	23,794,339.90	24,740,243.90
<b>VEHICLES</b>														
1	Bike	50,897.00	1,300.00	-	52,197.00	10%	11,732.00	-	3,982.00	15,714.00	39,165.00	-	39,165.00	36,483.00
2	Car	18,708,894.00	2,501,017.00	-	21,209,911.00	10%	7,101,682.00	-	1,285,772.00	8,387,454.00	11,607,212.00	-	11,607,212.00	12,822,457.00
3	Other Vehicle	129,844.00	-	-	129,844.00	10%	49,832.00	-	8,001.00	57,833.00	80,012.00	-	80,012.00	72,011.00
4	Tractor Trolley	229,490.00	-	-	229,490.00	10%	110,975.00	-	11,852.00	122,827.00	118,515.00	-	118,515.00	106,663.00
	Total	19,119,125.00	2,502,317.00	-	21,621,442.00		7,274,221.00	-	1,309,607.00	8,583,828.00	11,844,904.00	-	11,844,904.00	13,037,614.00
	<b>Grand Total</b>	<b>2,265,032,563.64</b>	<b>449,830,327.00</b>	<b>-</b>	<b>2,714,862,890.64</b>		<b>372,509,510.00</b>	<b>-</b>	<b>40,885,489.00</b>	<b>413,394,999.00</b>	<b>1,892,523,053.64</b>	<b>-</b>	<b>1,892,523,053.64</b>	<b>2,301,467,891.64</b>

Note : Depreciation on assets as on 31.03.2016 has been charged for full year, while the depreciation on assets purchased during the year has been charged for half year.

As per our separate Audit Report of even date annexed.

Place : Mathura

Date : 29.09.2017

For Kuldeep Arora & Associates  
Chartered Accountants  
FRN.: 006036C

(CA. Kuldeep Arora)  
F.C.A.  
Membership No. 074799

FOR GLA UNIVERSITY, MATHURA

CHAIRMAN ( E.C )





**GLA UNIVERSITY  
MATHURA**

**Schedules forming part of Balance Sheet**

As at 31.03.2017

Schedule E

**OTHER NON CURRENT ASSETS**

No.	Particular	AMOUNT IN Rs
	Telephone Security	758.00
	Electric Security	250,000.00
	Academic Fee	5,687,391.00
	<b>Total</b>	<b>5,938,149.00</b>

**GLA UNIVERSITY  
MATHURA**

**Schedules forming part of Balance Sheet**

As at 31.03.2017

Schedule F

**CASH & CASH EQUIVALENTS**

No.	Particular	AMOUNT IN Rs
	I.O.B. 1999020000000001	5,129.29
	I.O.B. SB A/C 1999010000009005	130,071.64
	I.O.B.C.D.1999020000000020	114,918.41
	IOB EXAM. 1999010000009035	5,566,890.24
	I.O.B/ 1999020000018885	20,310.77
	I.O.B ( S.B.9001 )	18,176.60
	I.O.B. SB A/C 1999010000009029	115,812.50
	I.O.B. SB A/C 1999010000009039	12,046.90
	I.O.B. SB A/C 1999010000009038	2,402,948.07
	I.O.B. SB A/C 1999010000009036	27,247.00
	I.O.B. SB A/C 1999010000021001	2,717.07
	S.B.I. 33090341961	500,109.50
	ICICI BANK LTD	5,139,714.00
	<b>Total</b>	<b>14,056,091.99</b>

See our separate Audit Report of even date annexed.  
at: Mathura  
on: 29.09.2017

FOR GLA UNIVERSITY, MATHURA

For Kuldeep Arora & Associates  
Chartered Accountants  
FRN.: 006036C



(CA. Kuldeep Arora)  
F.C.A.  
Membership No. 074799

CHAIRMAN ( E.C )



**GLA UNIVERSITY  
MATHURA**

Schedules forming part of Balance Sheet

Annexure G

As at 31.03.2017

**SHORT TERM LOANS & ADVANCES**

Particular	AMOUNT IN Rs
<b>ADVANCES TO EMPLOYEE</b>	
Shri Suneel Kumar	51,437.00
Shri Ankit Agrawal	26,800.00
Shri Ajay Gautam	4,040.00
Shri Ankita Sharma	5,000.00
Shri Ashok Kumar Singh	525,160.00
Shri Ashviny Upmanyu	28,397.00
Shri Dharmendra Kulsrestha	36,745.00
Dr Anoop Kumar Gupta	292,183.00
Shri Hari om Sharma	11,683.00
Prof Anand Mohan Agrawal	29,867.00
Prof. P.K.Basudhar	6,709.00
Prof Pradeep Mishra	5,000.00
Shri R.R.Sharma	15,000.00
Shri Sanjay Kumar Maurya	10,502.00
Shri Siyaram Sharma	4,600.00
Prof P.K.Tandon	976.00
Shri Devendra Saraswat	100,000.00
Shri Jagan	30,452.00
Shri Krishan Mohan Saraswat	81,000.00
Shri Manish Bhartiya	5,000.00
Shri Manish Kumar Wallia	25,500.00
Shri Nihal Singh	12,500.00
Shri Onkar Singh	22,000.00
Shri Rajesh Kumar Shukla	11,000.00
Shri Rajpal Singh	49,000.00
Shri Bhan Singh	14,000.00
Shri Sunil Saxena	31,500.00
Shri Vivek Kumar Tiwari	2,000.00
Shri Apoorva Jain	10,000.00
Shri Ashish Kumar Singh	8,000.00
Mrs Pooja Pathak	16,000.00
Shri Vinod Kumar	1,232.00
Shri Vishal Khandelwal	3,450.00
Shri Kumar Gaurav	9,800.00
Shri Mukut Ballabh Dubey	10,920.00
Shri Neeraj Garg	13,854.00
Shri Nitin Gaur	5,000.00
Shri Prakhya Bhatt	10,000.00
Shri Rajnish Mahajan	10,000.00
Shri Saurabh Goyal	10,000.00
Shri Sidharth Pannu	10,000.00
Shri Arjun Singh	1,000.00
Dr Deepak Kumar Das	89,037.00
Shri Suresh Chand Sharma	1,000.00
GLA IPR Exam Account	40,000.00
GLA LT Exam Account	59,000.00
Shri Narendra Singh	716.00
Ms Nibhanika Singh	18,000.00
Prof Nitin Bhatnagar	810,000.00
Shri Trilok Pratap Singh Chauhan	10,000.00
Shri Yogesh Kumar	27,475.00
Shri Diwakar Bharadwaj	312,293.00
Shri Shakun Bansal	80,000.00
Shri Sudeep Poddar	7,425.00
Shri Kamal Shah	34,503.00
Shri Mukesh Kumar Math	50,000.00
Shri Nitin Tyagi	27,345.00
Shri Vijay Kumar Dwivedi	390,200.00
Shri Anand Singh Jalal	10,000.00
Dr. Jaya Dwivedi	13,330.00
Shri Arjan Kumar	1,330,000.00
Shri Kanhaiya Kumar	20,765.00
Shri Kamal Sharma	425,615.00
Shri Lokesh Kumar Sharma	14,538.00



4

12/4/17



Shri Umesh Kumar Sharma	280,000.00
Shri Narendra Mohan	8,000.00
Shri Raj Bansal	613,446.00
Shri Kewar Mausham	285.00
Shri Rakesh Kumar Galab	4,000.00
Shri Vikas Kumar Sharma	65,000.00
Shri Kiran Pal Singh	10,060.00
Shri Poojan Mal Gupta	43,035.00
Shri Ravi Shankar Tiwari	2,602.00
Shri Sandeep Kumar Rathor	4,579.00
Shri Ankur Pallwal	9,858.00
Shri Rohit Agrawal	3,447.00
Shri Anjali Kumar Rai	4,000.00
Shri Anantram	400,000.00
Dr. Vinay Kumar Deolia	270,000.00
Shri Ashish Shukla	400,000.00
Shri Abhay Chaturvedi	400,000.00
Shri Mayank Srivastava	800,000.00
Shri Pragbha Sharma	15,000.00
Shri Ashish Sharma	280,295.00
Shri Manoj Kumar Chaubey	24,232.00
Shri Satendra Yadav	322.00
Shri Sashi Sekhar	41,837.00
Shri Manoj Kumar	66,000.00
Shri Satvir Singh	3,063.00
Shri Piyush Singhal	637,800.00
Dr. Anur Kumar Tiwari	280,000.00
Dr. Dilip Kumar Sharma	602,467.00
Dr. Vikas Tripathi	394,125.00
Shri Ravi Bansal	124,683.00
Dr. Charul Bhatnagar	75,300.00
Dr. Meenakshi Bajpai	38,058.00
Dr. Vivek Mehrotra	7,000.00
Shri Mohit Kumar Sharma	32,150.00
<b>FINANCES TO OTHERS</b>	
M/s Staffin Gaumat Consulting Service	100,800.00
M/s C.R. Enterprises	26,514.00
Shri Deepak Agrawal	6,350.00
M/s E.G. Communication	216,775.00
M/s Extra Edge Info Media Pvt Ltd	300,000.00
Shri Gulzar Beg	8,900.00
Shri Hanif	42,000.00
M/s Info Edge ( India Pvt Ltd )	158,865.00
Shri Mohit Gupta	197,107.00
Shri Mohit Tripathi	272.00
M/s Old Word Hospitality Pvt Ltd	8,000.00
Shri Pawan Kumar	5,000.00
Shri Prankur Chaturvedi	10,000.00
Shri Ambuj Kumar Mishra	400,000.00
M/s Britix Novelities	12,500.00
M/s Kansal Com	5,000.00
M/s Media Creation	50,000.00
M/s Pushp Savera	3,000.00
M/s Otis Elevator Company ( India ) Ltd	1,232,296.00
M/s Saumya D.S.M. Pvt Ltd	922,393.00
M/s Spectro Analy Cal Cabs Ltd	11,804.00
M/s Krishna Multi Media	450.00
M/s Regus Infinity Business Hubs Pvt Ltd	90,813.00
M/s Yuvraj Regency	2,621.00
Shri Amit Kumar Agrawal	50,000.00
M/s Regus Infinity Business Hubs Pvt Ltd ( Delhi )	235,300.00
M/s B.S.I Business Park	92,000.00
M/s Balaji Property	15,000.00
M/s Trinity Micosystems Pvt Ltd	244,687.00
M/s Virat & Co.	7,997.00
<b>Total</b>	<b>15,725,637.00</b>

as per our separate Audit Report of even date annexed.

Place: Mathura  
Date: 29.09.2017

FOR GLA UNIVERSITY, MATHURA

For Kuldeep Arora & Associates  
Chartered Accountants  
FRN.: 006036C



(CA. Kuldeep Arora)  
F.C.A.  
Membership No. 074799

CHAIRMAN ( E.C )



**GLA UNIVERSITY****MATHURA****Schedules forming part of Income & Expenditure**

As at 31.03.2017

**REVENUE FROM OPERATIONS**

No.	Particulars	Amount Rs.
1.	Fees From Students	1,152,568,669.00
	<b>TOTAL</b>	<b>1,152,568,669.00</b>

As at 31.03.2017

**INTEREST ON SB A/c / FDR/ OTHERS**

No.	Particulars	Amount Rs.
1.	Interest on Saving Account	148,756.30
	<b>TOTAL</b>	<b>148,756.30</b>

As at 31.03.2017

**OTHER INCOME**

No.	Particulars	Amount Rs.
1.	Rent	2,381,063.00
2.	Sale of Scrap	470,750.00
4.	Other Income	1,589,275.00
	<b>TOTAL</b>	<b>4,441,088.00</b>

As at 31.03.2017

**EDUCATIONAL EXPENSES**

No.	Particulars	Amount Rs.
1.	Admission Expenses	15,218,598.00
2.	AMC On Software	793,239.00
3.	AMC On Server	69,002.00
4.	Affiliation	300,000.00
5.	Conference & Seminar Expenses	1,180,057.00
6.	Convocation Expenses	1,787,627.00
7.	Cultural Program Expenses	4,184,786.00
8.	Examination Expenses	956,320.00
9.	Games & Sports Expenses	2,014,212.00
10.	Internet Expenses	1,764,544.00
11.	Lab Consumables	1,247,944.00
12.	Library Journal	3,729,324.00
13.	Magazine, News Paper & Other Expenses	189,031.00
14.	P.D.P. Expenses	15,962,897.00
15.	Placement Cell Expenses	5,044,282.00
16.	Scholarship & Fee Concession Expenses	27,677,145.00
17.	Student Welfare Expenses	2,478,173.00
18.	Website Expenses	4,442,873.00
	<b>TOTAL</b>	<b>89,040,054.00</b>

As per our separate Audit Report of even date annexed.

Place: Mathura

Date: 29.09.2017

For Kuldeep Arora &amp; Associates

Chartered Accountants

FRN.: 006036C

(CA: Kuldeep Arora)

F.C.A.

Membership No. 074799



FOR GLA UNIVERSITY, MATHURA

CHAIRMAN ( E.C )



**GLA UNIVERSITY  
MATHURA**

**Schedules forming part of the Income & Expenditure Account**

**Schedule L**

As at 31.03.2017

**EMPLOYEE BENEFIT EXPENSES**

S. No.	Particulars	Amount Rs.
1.	Faculty Development Expenses	1,871,691.00
2.	Salary Teaching Staff	364,722,912.00
3.	Salary Non Teaching Staff	136,484,266.00
4.	Staff Welfare Expenses	2,690,002.00
<b>TOTAL</b>		<b>505,768,871.00</b>

**Schedule M**

As at 31.03.2017

**CHARITABLE EXPENSES**

S. No.	Particulars	Amount Rs.
1.	Help to Poor Students	50,000.00
	Medical Help To Students And Satff	611,947.00
<b>TOTAL</b>		<b>661,947.00</b>

**Schedule N**

As at 31.03.2017

**FINANCE COST**

S. No.	Particulars	Amount Rs.
1.	Bank Charges	291,925.84
2.	Interest on C.C	15,308,555.00
3.	Interest on Demand Loans	6,335,580.00
4.	Interest on Term Loans	64,350,560.88
5.	Interest on Unsecured Loans	37,226,635.00
<b>TOTAL</b>		<b>123,513,256.72</b>

As per our separate Audit Report of even date annexed.

Place: Mathura

Date : 29.09.2017

For Kuldeep Arora & Associates  
Chartered Accountants  
FRN.: 006036C



(CA. Kuldeep Arora)  
F.C.A.  
Membership No. 074799

FOR GLA UNIVERSITY, MATHURA

CHAIRMAN ( E.C )



**GLA UNIVERSITY  
MATHURA**

**Schedules forming part of the Income & Expenditure Account**

**Schedule O**

As at 31.03.2017

**OTHER EXPENSES**

S. No.	Particulars	Amount Rs.
1.	Administration Expenses	6,593,939.00
2.	AMC On Lift	874,205.00
3.	AMC On STP Plant	907,008.00
4.	Audit Fee	690,000.00
5.	Consultancy Fee	5,937,015.00
6.	Dish T.V. Expenses	188,018.00
7.	Electricity Charges & Fuel of Generator	62,374,070.00
8.	Fuel of Vehicle Expenses	1,578,418.00
9.	Fire Fighting Expenses	397,191.00
10.	Expenses of NAAC Inspection	924,000.00
11.	House Keeping Expenses	10,919,470.00
12.	Insurance	4,886,413.00
13.	Legal Expenses	118,200.00
14.	Maintenance of Generator	3,086,704.00
15.	Maintenance of Vehicle	2,039,943.00
16.	Maintenance on Building	23,880,543.00
17.	Maintenance on Computer	2,233,440.00
18.	Maintenance on Electric	5,420,339.00
19.	Maintenance on Furniture	2,707,110.00
20.	Maintenance on Other Assets	3,177,813.00
21.	Meeting Expenses for University Authorities	137,121.00
22.	Membership Fee	550,497.00
23.	Networking Expenses	5,698,711.00
24.	Notice for Admission and Staff Recruitment	157,970,435.00
25.	Plantation Expenses	707,797.00
26.	Postage & Stamp	788,852.00
27.	Printing & Stationary	6,328,532.00
28.	Rent for Delhi Office	1,314,500.00
29.	TA /Conveyance	6,197,147.00
30.	Telephone Expenses	1,100,523.00
31.	Water Resource Expenses	550,914.00
<b>TOTAL</b>		<b>320,278,868.00</b>

As per our separate Audit Report of even date annexed.

Place: Mathura

Date : 29.09.2017

For Kuldeep Arora & Associates  
Chartered Accountants  
FRN.: 006036C



(CA. Kuldeep Arora)  
F.C.A.  
Membership No. 074799

FOR GLA UNIVERSITY, MATHURA

*[Signature]*

CHAIRMAN ( E.C )



FINANCIAL YEAR

2017-18





# KULDEEP ARORA & ASSOCIATES

CHARTERED ACCOUNTANTS

CA. Kuldeep Arora  
M.Com., LL.B., F.C.A., DISA (ICAI)

## AUDIT REPORT

We have examined the Balance Sheet of G.L.A. UNIVERSITY, MATHURA, as at 31.03.2018 and the profit and loss account for the year ended on that date which are in agreement with the books of account maintained by the said trust or institution.

We have obtained all the information and explanations which to the best of our knowledge and belief were necessary for the purposes of the audit. In our opinion, proper books of account have been kept by the head office and the branches of the above named trust/institution visited by us so far as appears from our examination of the books, and proper returns adequate for the purposes of audit have been received from branches not visited by us, subject to the comments given below :

In our opinion and to the best of my/our information given to me/us, the said accounts give a true and fair view :

- (i) in the case of the balance sheet, of the state of affairs of the above named trust/institutions as at 31.03.2018 and
- (ii) in the case of the profit and loss account, of the profit or loss of its accounting year ending on 31.03.2018

The prescribed particulars are annexed here to.

Place : Mathura  
Date : 10.09.2018

For KULDEEP ARORA & ASSOCIATES  
Chartered Accountants  
FRN : 006036C



CA. KULDEEP ARORA  
F.C.A.  
M. No. 074799



**GLA UNIVERSITY  
MATHURA**  
**BALANCE SHEET AS AT 31-03-2018**

S. No.	Particulars	Schedule	Note No.	As at 31-03-2018	As at 31-03-2017
				Rs.	Rs.
<b>A</b>	<b><u>CAPITAL &amp; LIABILITIES</u></b>				
1.	<b><u>Capital Fund</u></b>			<b>58,30,18,279.75</b>	<b>54,75,90,354.37</b>
(a)	General Fund	A		58,30,18,279.75	54,75,90,354.37
(b)	Corpus Fund			-	-
2.	<b><u>Non-current Liabilities</u></b>			<b>1,82,81,40,928.50</b>	<b>-</b>
(a)	Long Term Borrowings	B		1,82,81,40,928.50	-
(b)	Other Long Term Liabilities			-	-
(c)	Long Term Provisions			-	-
3.	<b><u>Current Liabilities</u></b>			<b>18,28,42,289.80</b>	<b>1,78,95,97,415.26</b>
(a)	Short Term Borrowings			-	1,64,52,51,885.15
(b)	Other Current Liabilities	C		18,28,42,289.80	14,43,45,530.11
(c)	Short Term Provisions			-	-
	<b>TOTAL</b>			<b>2,59,40,01,498.05</b>	<b>2,33,71,87,769.63</b>
<b>B</b>	<b><u>ASSETS</u></b>				
1.	<b><u>Non-Current Assets</u></b>			<b>2,56,50,78,936.64</b>	<b>2,30,74,06,040.64</b>
(a)	<b><u>Fixed Assets</u></b>			<b>2,56,48,28,178.64</b>	<b>2,30,14,67,891.64</b>
(i)	Tangible Assets	D		2,56,48,28,178.64	2,30,14,67,891.64
(ii)	Intangible Assets			-	-
(b)	Non-Current Investments			-	-
(c)	Long-Term Loans and Advances			-	-
(d)	Other Non-Current Assets	E		2,50,758.00	59,38,149.00
2.	<b><u>Current Assets</u></b>			<b>2,89,22,561.41</b>	<b>2,97,81,728.99</b>
(a)	Current Investments			-	-
(b)	Cash and Cash Equivalents	F		1,20,16,450.41	1,40,56,091.99
(c)	Short-Term Loans and Advances	G		1,65,74,822.00	1,57,25,637.00
(d)	Other-Current Assets	H		3,31,289.00	-
3.	<b><u>Miscellaneous Expenses</u></b>			<b>-</b>	<b>-</b>
(a)	Excess of Exps. Over Income			-	-
	<b>TOTAL</b>			<b>2,59,40,01,498.05</b>	<b>2,33,71,87,769.63</b>
	Significant Accounting Policies	R			
	Notes On Accounts	S			

As per our separate Audit Report of even date annexed.  
Place: Mathura  
Date : 10.09.2018

For Kuldeep Arora & Associates  
Chartered Accountants  
FRN.: 006036C

(CA. Kuldeep Arora)  
F.C.A.  
Membership No. 074799



FOR GLA UNIVERSITY, MATHURA

CHAIRMAN ( E.C )

**GLA UNIVERSITY  
MATHURA**

**INCOME & EXPENDITURE ACCOUNT FOR THE YEAR ENDING ON 31-03-2018**

S. No.	Particulars	Schedule	Note No.	As at 31-03-2018	As at 31-03-2017
				Rs.	Rs.
<b>1.</b>	<b>Income</b>				
(a)	Revenue From Operations	I		1,21,23,23,421.10	1,15,25,68,669.00
(b)	Interest On SB A/c/FDR/ Others	J		2,12,834.00	1,48,756.00
(c)	Other Income	K		11,97,213.00	44,41,088.00
	<b>Total Income</b>			<b>1,21,37,33,468.10</b>	<b>1,15,71,58,513.00</b>
<b>2.</b>	<b>Expenses</b>				
(a)	Educational Expenses	L		11,31,16,894.78	8,90,40,054.00
(b)	Employee Benefits Expenses	M		58,14,07,038.00	50,57,68,871.00
(c)	Depreciation and Amortisation Expenses	N		4,95,27,174.00	4,08,85,489.00
(d)	Charitable Expenses	O		56,91,998.53	6,61,947.00
(e)	Finance Cost	P		11,46,59,097.20	12,35,13,256.72
(f)	Other Expenses	Q		31,39,03,340.21	32,02,78,868.00
	<b>Total Expenses</b>			<b>1,17,83,05,542.72</b>	<b>1,08,01,48,485.72</b>
<b>3.</b>	<b>Excess of Income over Expenditures (1-2)</b>			<b>3,54,27,925.38</b>	<b>7,70,10,027.28</b>
	Significant Accounting Policies	R			
	Notes On Accounts	S			

As per our separate Audit Report of even date annexed.  
Place: Mathura  
Date : 10.09.2018

For Kuldeep Arora & Associates  
Chartered Accountants  
FRN.: 006036C



*(Signature)*

(CA. Kuldeep Arora)  
F.C.A.  
Membership No. 074799

FOR GLA UNIVERSITY, MATHURA

*(Signature)*

CHAIRMAN ( E.C )



**GLA UNIVERSITY  
MATHURA**

**Schedules forming part of Balance Sheet**

**Schedule A**

As at 31.03.2018

**GENERAL FUND**

S.No.	Particular	Balance as on 31.03.2017	Excess of Income Over Expenses	Balance as on 31.03.2018
1.	General Fund	54,75,90,354.37	3,54,27,925.38	58,30,18,279.75
	<b>Total</b>	<b>54,75,90,354.37</b>	<b>3,54,27,925.38</b>	<b>58,30,18,279.75</b>

**Schedule B**

As at 31.03.2018

**LONG TERM BORROWINGS**

S.No.	Particular	AMOUNT IN Rs
1.	HDFC Bank Ltd 5020000005007295	9,42,03,948.77
2.	HDFC Bank Ltd 49123527	13,95,848.57
3.	HDFC Bank Ltd 49292877	13,95,848.57
4.	HDFC Bank Ltd 49295136	13,95,642.57
5.	HDFC Bank Ltd 49295136	13,95,848.57
6.	HDFC Bank Ltd 49296699	13,95,848.57
7.	HDFC Bank Ltd 49390952	13,95,848.57
8.	Shri Jagannath Prasad Ganeshi Lal Bajaj Charitable Trust Samiti	1,72,55,62,094.31
	<b>Total</b>	<b>1,82,81,40,928.50</b>

**Schedule C**

As at 31.03.2018

**OTHER CURRENT LIABILITIES**

S.No.	Particular	Amount In Rs	AMOUNT IN Rs
<b>Security</b>			
1.	Students Security	12,47,48,634.00	
2.	Staff Security	1,54,95,771.00	14,02,44,405.00
<b>Payables</b>			
1.	Shri Satendra Singh	1,736.00 ✓	
2.	Shri Vish Alok Sekhar	9,962.00 ✓	
3.	Allumani Fee	98,09,880.00 ✓	
4.	District Welfare Office Bhagalpur	1,20,000.00 ✓	
5.	Heera Singh	5,078.00 ✓	
6.	Other Liabilities	1,16,367.00 ✓	
7.	GLA University Relief Fund Account	1,500.00 ✓	
8.	Salary Payable	1,43,31,082.00 ✓	
			2,43,95,605.00
<b>Sundry Creditors</b>			
1.	M/s Absulte Factor	2,48,710.00 ✓	
2.	M/s Amity Electronics Corporation	54,338.00 ✓	
3.	M/s Ashok Auto sales	4,56,255.00 ✓	
4.	M/s Beacon Elevator Pvt Ltd	1,37,500.00 ✓	
5.	M/s Bharti Refrigeration	78,122.00 ✓	
6.	M/s Navratan Engineering Corporation	1,63,573.00 ✓	
7.	M/s Sophisticated Indu. Material Analytical Labs	4,12,618.00 ✓	
8.	M/s Transoft Infotech	2,11,017.00 ✓	
9.	M/s Electrotherm Soler Pvt Ltd	2,96,000.00 ✓	
10.	M/s Independent News Services Pvt Ltd	2,00,864.00 ✓	
11.	M/s News 24 Broadcast India Ltd	1,08,891.00 ✓	
12.	M/s Prakash Impex Pvt Ltd	7,60,000.00 ✓	
13.	M/s New Hotel Tepso	8,500.00 ✓	
			31,36,388.00
<b>Credit Bank Balance</b>			
1.	I.O.B. SB A/C 1999010000009007	13,08,894.49 ✓	
2.	I.O.B( 1999020000018885	7,72,861.04 ✓	
3.	I.O.B( 1999020000000101	1,29,84,136.27 ✓	
			1,50,65,891.80
	<b>Total</b>		<b>18,28,42,289.80</b>

As per our separate Audit Report of even date annexed.  
Place: Mathura  
Date : 10.09.2018

FOR GLA UNIVERSITY, MATHURA

For Kuldeep Arora & Associates  
Chartered Accountants  
FRN.: 006036C

(CA. Kuldeep Arora)



CHAIRMAN ( E.C )



**GLA UNIVERSITY  
MATHURA**  
Schedules forming part of Balance Sheet

Schedule D

As at 31.03.2018

Sr. No.	Particulars	Gross Block				FIXED ASSETS						Net Block			
		Balance as on 31.03.17	Addition During the year	Sold / Transferred/ Discarded During the year	Balance. as on 31.03.18	Rate of Dep.	Depreciation upto 31.03.17	W.D.V. of Assets Sold/ Transferred/ Discarded	Depreciation during the year	Depreciation upto 31.03.18	W.D.V. as on 31.03.2018	W.D.V. of Assets Sold/ Transferred/ Discarded	W.D.V. of Assets After Sold/ Transferred/ Discarded	W.D.V. as on 31.03.18	
BUILDING															
1.	Building	2,00,26,93,104.43	19,09,11,096.00	-	2,19,36,04,200.43	0%	15,72,90,246.00	-	-	15,72,90,246.00	1,84,54,02,858.43	-	1,84,54,02,858.43	2,03,63,13,954.43	
2.	Water Tank	39,76,238.00	4,29,367.00	-	44,05,605.00	10%	6,51,797.00	-	3,53,912.00	10,05,709.00	33,24,441.00	-	33,24,441.00	33,99,896.00	
3.	Foot Overbridge	2,02,80,859.00	20,83,378.00	-	2,23,64,237.00	0%	-	-	-	-	2,02,80,859.00	-	2,02,80,859.00	2,23,64,237.00	
4.	Lift	30,10,460.00	33,50,070.00	-	63,60,530.00	10%	12,35,324.00	-	3,45,017.00	15,80,341.00	17,75,136.00	-	17,75,136.00	47,80,189.00	
	Total	2,02,99,60,661.43	19,67,73,911.00	-	2,22,67,34,572.43	-	15,91,77,367.00	-	6,98,929.00	15,98,76,296.00	1,87,07,83,294.43	-	1,87,07,83,294.43	2,06,68,58,276.43	
EQUIPMENTS															
1.	Air Conditioning System	4,26,26,582.00	50,91,274.00	-	4,77,17,856.00	10%	1,58,55,725.00	-	29,31,649.00	1,87,87,374.00	2,67,70,857.00	-	2,67,70,857.00	2,89,30,482.00	
2.	Air Compressor	22,500.00	81,900.00	-	1,04,400.00	10%	3,263.00	-	6,019.00	9,282.00	19,237.00	-	19,237.00	95,118.00	
3.	Audio Systems	5,15,830.00	-	-	5,15,830.00	10%	2,87,499.00	-	22,833.00	3,10,332.00	2,28,331.00	-	2,28,331.00	2,05,498.00	
4.	Auditorium Systems	15,91,735.00	-	-	15,91,735.00	10%	7,64,476.00	-	82,726.00	8,47,202.00	8,27,259.00	-	8,27,259.00	7,44,533.00	
5.	Automatic Timer	9,600.00	-	-	9,600.00	10%	1,392.00	-	821.00	2,213.00	8,208.00	-	8,208.00	7,387.00	
6.	Banner Trolley	10,069.00	-	-	10,069.00	10%	2,321.00	-	775.00	3,096.00	7,748.00	-	7,748.00	6,973.00	
7.	C.C.Camera	65,99,141.00	16,89,372.00	-	82,88,513.00	10%	17,59,915.00	-	5,94,382.00	23,54,297.00	50,99,132.00	-	50,99,132.00	61,94,122.00	
8.	Camera	12,29,332.00	1,15,357.00	-	13,44,689.00	10%	2,68,915.00	-	75,819.00	3,44,734.00	7,00,511.00	-	7,00,511.00	7,40,049.00	
9.	Child Water Systems	-	6,22,400.00	-	6,22,400.00	10%	-	-	-	31,120.00	31,120.00	-	-	5,91,280.00	
10.	Chimney	-	21,600.00	-	21,600.00	10%	-	-	-	1,080.00	1,080.00	-	-	20,520.00	
11.	Mess Equipment	23,28,011.00	5,15,578.00	-	28,43,589.00	10%	1,16,401.00	-	2,46,940.00	3,63,341.00	22,11,610.00	-	22,11,610.00	24,80,248.00	
12.	Drill Machine	7,443.00	-	-	7,443.00	10%	372.00	-	707.00	1,079.00	7,071.00	-	7,071.00	6,364.00	
13.	Mobile Set	17,24,170.00	9,49,400.00	-	26,73,570.00	10%	4,81,766.00	-	1,71,710.00	6,53,476.00	12,42,404.00	-	12,42,404.00	20,20,094.00	
14.	Fax Machine	29,500.00	-	-	29,500.00	10%	20,077.00	-	942.00	21,019.00	9,423.00	-	9,423.00	8,481.00	
15.	Finger Print Biometric	8,47,576.00	56,250.00	-	9,03,826.00	10%	1,88,607.00	-	68,709.00	2,57,316.00	6,58,969.00	-	6,58,969.00	6,46,510.00	
16.	Fire Fighting Equipments	90,29,450.00	12,92,464.00	-	1,03,21,914.00	10%	14,94,158.00	-	8,18,152.00	23,12,310.00	75,35,292.00	-	75,35,292.00	80,09,604.00	
17.	Fog Machine	1,87,789.00	-	-	1,87,789.00	10%	53,278.00	-	13,451.00	66,729.00	1,34,511.00	-	1,34,511.00	1,21,060.00	
18.	Food Wastage Tank	22,000.00	-	-	22,000.00	10%	3,190.00	-	1,881.00	5,071.00	18,810.00	-	18,810.00	16,929.00	
19.	Generator	2,06,66,352.00	-	-	2,06,66,352.00	10%	1,03,18,292.00	-	10,34,805.00	1,13,53,097.00	1,03,48,060.00	-	1,03,48,060.00	93,13,255.00	
20.	Gym Equipments	15,80,365.00	10,49,617.00	-	26,29,982.00	10%	3,23,763.00	-	1,78,141.00	5,01,904.00	12,56,602.00	-	12,56,602.00	21,28,078.00	
21.	Hording Unipol	7,18,912.00	-	-	7,18,912.00	10%	1,04,243.00	-	61,467.00	1,65,710.00	6,14,669.00	-	6,14,669.00	5,53,202.00	
22.	Instruments	11,90,129.00	-	-	11,90,129.00	10%	6,86,836.00	-	50,329.00	7,37,165.00	5,03,293.00	-	5,03,293.00	4,52,964.00	
23.	L.C.D. Projector	75,40,774.00	21,66,582.00	-	97,07,356.00	10%	36,66,768.00	-	4,95,730.00	41,62,498.00	38,74,004.00	-	38,74,004.00	55,44,856.00	
24.	Lab Equipments	8,77,36,288.40	51,36,353.00	-	9,28,72,641.40	10%	3,58,13,453.00	-	54,49,101.00	4,12,62,554.00	5,19,22,836.40	-	5,19,22,836.40	5,16,10,888.40	
25.	Musical Instruments	7,84,109.00	84,490.00	-	8,68,599.00	10%	2,28,901.00	-	59,745.00	2,88,646.00	5,55,208.00	-	5,55,208.00	5,79,953.00	
26.	Media Junction	1,04,452.00	-	-	1,04,452.00	10%	15,146.00	-	8,931.00	24,077.00	89,306.00	-	89,306.00	80,375.00	
27.	Medical Equipment for Disp.	2,92,564.00	10,425.00	-	3,02,989.00	10%	34,922.00	-	26,285.00	61,207.00	2,57,642.00	-	2,57,642.00	2,41,782.00	
28.	Oil Pump	29,400.00	-	-	29,400.00	10%	12,908.00	-	1,649.00	14,557.00	16,492.00	-	16,492.00	14,843.00	
29.	Old Diesel Tank	2,05,638.00	-	-	2,05,638.00	10%	1,24,125.00	-	8,151.00	1,32,276.00	81,513.00	-	81,513.00	73,362.00	
30.	Paper Cutting Machine	2,363.00	-	-	2,363.00	10%	1,290.00	-	107.00	1,397.00	1,073.00	-	1,073.00	966.00	
31.	Photo State Machine	12,03,931.00	58,240.00	-	12,62,171.00	10%	5,43,604.00	-	68,945.00	6,12,549.00	6,60,327.00	-	6,60,327.00	6,49,622.00	
32.	Plantation Equipments	7,31,042.00	44,836.00	-	7,75,878.00	10%	1,74,085.00	-	57,938.00	2,32,023.00	5,56,957.00	-	5,56,957.00	5,43,855.00	
33.	Refrigerator	4,16,985.00	-	-	4,16,985.00	10%	1,66,823.00	-	25,016.00	1,91,839.00	2,50,162.00	-	2,50,162.00	2,25,146.00	
34.	Soler Heater	1,11,63,042.00	4,39,425.00	-	1,16,02,467.00	10%	25,50,827.00	-	8,83,193.00	34,34,020.00	86,12,215.00	-	86,12,215.00	81,68,447.00	
35.	Soler Power Plant	2,01,28,282.00	6,07,91,285.00	-	8,09,19,567.00	10%	10,06,414.00	-	49,51,751.00	59,58,165.00	1,91,21,868.00	-	1,91,21,868.00	7,49,61,402.00	
36.	Stone Grinding Machine	21,201.00	-	-	21,201.00	10%	3,074.00	-	1,813.00	4,887.00	18,127.00	-	18,127.00	16,314.00	
37.	Sound System	5,09,178.00	6,64,034.00	-	11,73,212.00	10%	2,21,772.00	-	61,942.00	2,83,714.00	2,87,406.00	-	2,87,406.00	8,89,498.00	
38.	Submersible Pump	14,78,026.00	1,72,925.00	-	16,50,951.00	10%	5,61,533.00	-	1,00,296.00	6,61,829.00	9,16,493.00	-	9,16,493.00	9,89,122.00	
39.	STP Tank	11,66,298.00	1,04,359.00	-	12,70,657.00	10%	2,65,152.00	-	95,333.00	3,60,485.00	9,01,146.00	-	9,01,146.00	9,10,172.00	
40.	STP Plant	76,29,789.00	7,82,331.00	-	84,12,120.00	10%	6,50,880.00	-	7,37,008.00	13,87,888.00	69,78,909.00	-	69,78,909.00	70,24,232.00	
41.	Megaphone	2,10,150.00	-	-	2,10,150.00	10%	30,896.00	-	17,926.00	48,822.00	1,79,254.00	-	1,79,254.00	1,61,328.00	
42.	Telephone Fitting	24,88,683.00	29,032.00	-	25,17,715.00	10%	16,02,669.00	-	90,053.00	16,92,722.00	8,86,014.00	-	8,86,014.00	8,24,993.00	
43.	Television	15,78,012.00	2,74,200.00	-	18,52,212.00	10%	4,53,232.00	-	1,26,188.00	5,79,420.00	11,24,780.00	-	11,24,780.00	12,72,792.00	
44.	Transformer	53,06,571.00	-	-	53,06,571.00	10%	11,22,182.00	-	4,18,439.00	15,40,621.00	41,84,389.00	-	41,84,389.00	37,65,950.00	
45.	Utensils	21,64,045.18	-	-	21,64,045.18	10%	6,46,739.00	-	1,51,731.00	7,98,470.00	15,17,306.18	-	15,17,306.18	13,65,575.18	
46.	Walky - Talky	6,73,424.00	2,00,408.00	-	8,73,832.00	10%	1,38,969.00	-	63,466.00	2,02,435.00	5,34,455.00	-	5,34,455.00	6,71,397.00	
47.	V.C.D. / D.V.D	17,016.00	-	-	17,016.00	10%	13,448.00	-	357.00	13,805.00	3,568.00	-	3,568.00	3,211.00	
48.	Vacuum Cleaner	12,400.00	-	-	12,400.00	10%	8,784.00	-	362.00	9,146.00	3,616.00	-	3,616.00	3,254.00	
49.	Washing Machine	97,800.00	9,500.00	-	1,07,300.00	10%	34,827.00	-	6,772.00	41,599.00	62,973.00	-	62,973.00	65,701.00	
50.	Water Cooler & Purifier	50,83,640.00	-	-	50,83,640.00	10%	33,37,383.00	-	1,74,626.00	35,12,009.00	17,46,257.00	-	17,46,257.00	15,71,631.00	
51.	Weighing Machine	59,742.00	-	-	59,742.00	10%	15,539.00	-	4,420.00	19,959.00	44,203.00	-	44,203.00	39,783.00	
52.	Welding Machine	1,87,652.00	-	-	1,87,652.00	10%	50,722.00	-	13,693.00	64,415.00	1,36,930.00	-	1,36,930.00	1,23,237.00	
53.	Water Meter	5,68,189.00	-	-	5,68,189.00	10%	58,419.00	-	50,977.00	1,09,396.00	5,09,7				



3.	Software	1,54,56,936.00	24,12,717.00	-	1,78,69,653.00	10%	37,48,321.00	-	12,91,497.00	50,39,818.00	1,17,08,615.00	-	1,17,08,615.00	1,28,29,835.00
4.	Scanner	2,95,807.00	-	-	2,95,807.00	10%	39,365.00	-	25,644.00	65,009.00	2,56,442.00	-	2,56,442.00	2,30,798.00
5.	Server	41,54,140.00	-	-	41,54,140.00	10%	5,03,666.00	-	3,65,047.00	8,68,713.00	36,50,474.00	-	36,50,474.00	32,85,427.00
	Total	16,68,45,323.73	1,53,21,071.00	-	18,21,66,394.73		7,02,66,105.00	-	1,04,23,974.00	8,06,90,079.00	9,65,79,220.73	-	9,65,79,220.73	10,14,76,317.73
<b>FURNITURE &amp; FIXTURES</b>														
1.	Furniture	10,53,10,252.00	46,27,423.00	-	10,99,37,675.00	10%	3,34,81,773.00	-	74,14,219.00	4,08,95,992.00	7,18,28,480.00	-	7,18,28,480.00	6,90,41,684.00
2.	Electricity Fittings & Equip.	9,05,37,153.00	54,54,559.00	-	9,59,91,712.00	10%	3,24,24,024.00	-	60,84,041.00	3,85,08,065.00	5,81,13,127.00	-	5,81,13,127.00	5,74,83,645.00
3.	Electric Connection	1,49,700.00	-	-	1,49,700.00	10%	21,706.00	-	12,799.00	34,505.00	1,27,994.00	-	1,27,994.00	1,15,195.00
4.	Intercom	2,950.00	-	-	2,950.00	10%	1,865.00	-	109.00	1,974.00	1,085.00	-	1,085.00	976.00
	Total	19,60,00,055.00	1,00,81,982.00	-	20,60,82,037.00		6,59,29,368.00	-	1,35,11,168.00	7,94,40,536.00	13,00,70,686.00	-	13,00,70,686.00	12,66,41,500.00
<b>LIBRARY BOOKS</b>														
1.	Library Books	4,22,09,633.90	31,28,069.00	-	4,53,37,702.90	10%	2,13,64,529.00	-	22,40,914.00	2,36,05,443.00	2,08,45,104.90	-	2,08,45,104.90	2,17,32,259.90
2.	Library Renovation & Other A	50,61,908.00	-	-	50,61,908.00	10%	11,66,769.00	-	3,89,514.00	15,56,283.00	38,95,139.00	-	38,95,139.00	35,05,625.00
	Total	4,72,71,541.90	31,28,069.00	-	5,03,99,610.90		2,25,31,298.00	-	26,30,428.00	2,51,61,726.00	2,47,40,243.90	-	2,47,40,243.90	2,52,37,884.90
<b>VEHICLES</b>														
1.	Bike	52,197.00	-	-	52,197.00	10%	15,714.00	-	3,648.00	19,362.00	36,483.00	-	36,483.00	32,835.00
2.	Car	2,12,09,911.00	53,75,200.00	20,20,000.00	2,45,65,111.00	10%	83,87,454.00	11,02,149.00	14,59,221.00	87,44,526.00	1,28,22,457.00	9,17,851.00	1,19,04,606.00	1,58,20,585.00
3.	Bus	-	-	-	-	10%	-	-	-	-	-	-	-	-
4.	Other Vehicle	1,29,844.00	28,880.00	-	1,58,724.00	10%	57,833.00	-	8,646.00	66,479.00	72,011.00	-	72,011.00	92,245.00
5.	Tractor Trolley	2,29,490.00	-	-	2,29,490.00	10%	1,22,827.00	-	10,666.00	1,33,493.00	1,06,663.00	-	1,06,663.00	95,997.00
	Total	2,16,21,442.00	54,04,080.00	20,20,000.00	2,50,05,522.00		85,83,828.00	11,02,149.00	14,82,181.00	89,63,860.00	1,30,37,614.00	9,17,851.00	1,21,19,763.00	1,60,41,662.00
<b>Grand Total</b>		<b>2,71,48,62,890.64</b>	<b>31,38,05,312.00</b>	<b>20,20,000.00</b>	<b>3,02,66,48,202.64</b>		<b>41,33,94,999.00</b>	<b>11,02,149.00</b>	<b>4,95,27,174.00</b>	<b>46,18,20,024.00</b>	<b>2,30,14,67,891.64</b>	<b>9,17,851.00</b>	<b>2,30,05,50,040.64</b>	<b>2,56,48,28,178.64</b>

Note : Depreciation on assets as on 31.03.2017 has been charged for full year, while the depreciation on assets purchased during the year has been charged for half year.

As per our separate Audit Report of even date annexed.

Place: Mathura

Date : 10.09.2018

For Kuldeep Arora & Associates  
Chartered Accountants  
FRN : 006036C

(CA. Kuldeep Arora)  
F.C.A.  
Membership No. 074799



FOR GLA UNIVERSITY, MATHURA

CHAIRMAN ( E.C )

**GLA UNIVERSITY  
MATHURA**

**Schedules forming part of Balance Sheet**

**Schedule E**

As at 31.03.2018

**OTHER NON CURRENT ASSETS**

S.No.	Particular	AMOUNT IN Rs
1.	Telephone Security	758.00
2.	Electric Security	2,50,000.00
<b>Total</b>		<b>2,50,758.00</b>

**Schedules forming part of Balance Sheet**

**Schedule F**

As at 31.03.2018

**CASH & CASH EQUIVALENTS**

S.No.	Particular	AMOUNT IN Rs
1.	I.O.B. 1999020000000001	5,111.59
2.	I.O.B. SB A/C 1999010000009005	1,35,126.64
3.	I.O.B.C.D.1999020000000020	1,14,900.71
4.	IOB EXAM 1999010000009035	23,70,493.23
6.	I.O.B ( S.B.9001 )	18,823.60
7.	I.O.B. SB A/C 1999010000009029	1,15,812.50
8.	I.O.B. SB A/C 1999010000009039	12,456.90
9.	I.O.B. SB A/C 1999010000009038	5,30,735.61
10.	I.O.B. SB A/C 1999010000009036	32,699.00
11.	I.O.B. SB A/C 19990100000021001	32,816.13
13.	S.B.I. 33090240408	9,23,136.00
14.	S.B.I. 33090341961	5,00,109.50
15.	ICICI BANK LTD101705000642	72,24,229.00
<b>Total</b>		<b>1,20,16,450.41</b>

As per our separate Audit Report of even date annexed.

Place: Mathura

Date : 10.09.2018

FOR GLA UNIVERSITY, MATHURA

For Kuldeep Arora & Associates  
Chartered Accountants  
FRN.: 006036C

(CA. Kuldeep Arora)  
F.C.A.  
Membership No. 074799



CHAIRMAN ( E.C )



**GLA UNIVERSITY  
MATHURA**

**Schedules forming part of Balance Sheet**

**Schedule G**

As at 31.03.2018

**SHORT TERM LOANS & ADVANCES**

S.No.	Particular	AMOUNT IN Rs
<b>ADVANCES TO EMPLOYEE</b>		
1.	Sh Ajay Gautam	4,040.00
2.	MS Ankita Sharma	5,000.00
3.	Sh Ashok Kumar Singh	3,66,800.00
4.	Dr. Anup Kumar Gupta	2,92,183.00
5.	Shri Hari om Sharma	11,683.00
6.	Prof Anand Mohan Agrawal	29,867.00
7.	Prof Pradeep Mishra	5,000.00
8.	Sh. Rajesh Verma	2,000.00
9.	Shri Sanjay Kumar Maurya	5,000.00
10.	Shri Siyaram Sharma	4,600.00
11.	Shri Trilok Pratap Singh Chauhan	10,000.00
12.	Shri Yogesh Kumar ( IPR )	17,475.00
13.	Ms Debjani Ghosh	1,500.00
14.	Shri Devendra Saraswat	38,500.00
15.	Shri Jagan	30,452.00
16.	Shri Krishan Mohan Saraswat	48,000.00
17.	Shri Manish Bhartiya	62,000.00
18.	Shri Manish Kumar Walla	10,494.00
19.	Sh. Rajesh	8,000.00
20.	Shri Rajpal Singh	16,000.00
21.	Shri Shashank Tiwari	31,842.00
22.	Shri Sunil Saxena	1,00,000.00
23.	Shri Ananda Vikas Bar	5,000.00
24.	Shri Azisur Rahman	15,000.00
25.	Sh. Mohit Gupta	1,97,107.00
26.	Shri. Vikas Bawa	15,000.00
27.	Shri Vikash Kumar Sharma	10,000.00
28.	Shri Vikash Vineet K. Lakhanpal	10,000.00
29.	Shri Vinod Kumar	1,232.00
30.	Shri Ashish Kumar Sharma	10,000.00
31.	Shri Mukut Ballabh Dubey	10,920.00
32.	Shri Neeraj Garg	23,154.00
33.	Shri Nitin Gaur	5,000.00
34.	Shri Rajnish Mahajan	10,000.00
35.	Shri Sachin Kumar Chhitodia	2,000.00
36.	Shri Saugat Kumar Sanyal	10,000.00
37.	Shri Saurabh Goyal	10,000.00
38.	Shri Sidharth Pannu	10,000.00
39.	Shri Surjeet Chakraborty	1,000.00
40.	Shri Arjun Singh	1,000.00
41.	Shri Deepak Kumar Das	1,23,000.00
42.	Shri Suresh Chand Sharma	1,000.00
43.	Shri Ambuj Kumar Mishra	4,00,000.00
44.	Shri Ashish Sharma	10,000.00
45.	M/s Atest Testing Pvt Ltd	5,82,364.00
46.	Shri deepak Mangal	32,000.00
47.	Mrs Divya Saksena	6,000.00
48.	Exam Account	99,000.00
49.	Ms Hiram Pariya	5,000.00
50.	Shri Manoj Kumar Agrawal	44,250.00
51.	Shri Michael Ray	5,000.00
52.	Shri Nitin Bhatnagar	8,10,000.00
53.	Shri Vinod Kumar Agrawal	25,000.00
54.	Shri Diwakar Bharadwaj	3,02,293.00
55.	Shri Shakun Bansal	40,000.00
56.	Shri Sudeep Poddar	7,425.00
57.	Shri Anuj Vijay	2,000.00
58.	Shri Kamal Shah	34,503.00
59.	Shri Mukesh Kumar	50,000.00
60.	Shri Nitin Tyagi	2,345.00
61.	Shri Vijay Kumar Dwivedi	3,99,103.00
62.	Shri Ravi Shankar Tiwari	2,602.00
63.	Shri Anand Singh Jalal	25,000.00
64.	Shri Pradeep Kumar	25,000.00
65.	Shri Anjan Kumar	13,30,000.00
66.	Shri Kamal Sharma	4,25,615.00
67.	Shri Umesh Kumar Sharma	2,80,000.00
68.	Shri Narendra Mohan	8,000.00
69.	Shri Atul Bansal	6,13,446.00
70.	Shri Kunwar Mausham	285.00
71.	Shri Rakesh Kumar Galab	2,000.00
72.	Shri Vikas Kumar Sharma	90,676.00
73.	Shri Kiran Pal Singh	10,060.00
74.	Shri Sandeep Singh Rathor	4,579.00
75.	Shri Ankur Paliwal	9,858.00
76.	Shri Rohit Agrawal	3,447.00
77.	Shri Anjani Kumar Rai	4,000.00
78.	Shri Utkal Khandelwal	5,000.00
79.	Shri Krishan Murari	2,400.00
80.	Shri Shyam Pandey	3,600.00
81.	Shri Amit Kumar Agrawal	50,000.00
82.	Shri Vivek Mehrotra	7,000.00



5/12/2019

83.	Shri Anantram	4,00,000.00
84.	Shri Vinay Kumar Deolia	2,67,500.00
85.	Shri Vijay Rathor	32,000.00
86.	Shri Ashish Shukla	4,00,000.00
87.	Shri Abhay Chaturvedi	4,00,000.00
88.	Shri Mayank Srivastava	8,00,000.00
89.	Shri Vinay Kumar	36,000.00
90.	M/s Bsi Business Park	92,000.00
91.	Shri Ashish Sharma	5,30,295.00
92.	Shri Satendra Yadav	8,120.00
93.	Shri Sashi Sekhar	11,301.00
94.	Shri Vikash Kumar	4,324.00
95.	Shri Manoj Kumar	66,000.00
96.	Shri Satvir Singh	3,063.00
97.	Shri Piyush Singhal	6,37,800.00
98.	Shri Arun Kumar Tiwari	2,80,000.00
99.	Shri Dilip Kumar Sharma	6,02,467.00
100.	Shri Sanjay Kumar Maurya	5,502.00
101.	Shri Vikash Tripathi	3,94,125.00

1,23,00,197.00

#### ADVANCES TO OTHERS

1.	Shri Apurva Jain	10,000.00
2.	Shri Ashu Jain	5,000.00
3.	M/s Bharat petroleum Corpoartion Ltd	7,75,307.00
4.	M/s Diffnace Research Development	45,000.00
5.	M/s Doctor Surgico Medical Systems	17,550.00
6.	Sh Gulzar Beg	8,900.00
7.	M/s Hydraulic & Engineering Instruments	2,34,782.00
8.	M/s New India Sciencetifc Store	80,449.00
9.	Shri Pawan Kumar	5,000.00
10.	M/s Saumya Dsm Pvt Ltd	9,22,393.00
11.	M/s Senouir Post Master	40,015.00
12.	M/s S.R.Sports	1,02,935.00
13.	M/s Zee Media Corporation	719.00
14.	M/s Mech Technical Engineers Pvt Ltd	17,30,254.00
15.	M/s Diplomat Residency	43,400.00
16.	M/s Yuvraj Regency	2,621.00
17.	M/s Hotel Gaurav	2,000.00
18.	Shri Brij Nandan Maheshwari	23,500.00
19.	Mrs Pratima Awasthi	64,000.00
20.	M/s Regus Infinity Business Hubs Pvt	50,000.00
21.	Ms Sonia Jain	10,000.00
22.	M/s Statin Gaumat Consulting Service	1,00,800.00

42,74,625.00

Total

1,65,74,822.00

#### Schedule E

As at 31.03.2018

#### OTHER NON CURRENT ASSETS

S.No.	Particular	
1.	GST	3,31,289.00

Total

3,31,289.00

As per our separate Audit Report of even date annexed.

FOR GLA UNIVERSITY, MATHURA

Place: Mathura

Date : 10.09.2018

For Kuldeep Arora & Associates  
Chartered Accountants  
FRN.: 006036C

(CA. Kuldeep Arora)  
F.C.A.  
Membership No. 074799



CHAIRMAN ( E.C )



**GLA UNIVERSITY**  
**MATHURA**  
**Schedules forming part of Income & Expenditure**

**Schedule H**

As at 31.03.2018

**REVENUE FROM OPERATIONS**

S. No.	Particulars	Amount Rs.
1.	Fees From Students	1,21,23,23,421.10
<b>TOTAL</b>		<b>1,21,23,23,421.10</b>

**Schedule I**

As at 31.03.2018

**INTEREST ON SB A/c / FDR/ OTHERS**

S. No.	Particulars	Amount Rs.
1.	Interest on Saving Account	2,12,834.00
<b>TOTAL</b>		<b>2,12,834.00</b>

**Schedule J**

As at 31.03.2018

**OTHER INCOME**

No.	Particulars	Amount Rs.
1.	Rent ( up to 30.06.2018 )	8,30,043.00
2.	Sale of Scrap	1,73,670.00
3.	Grant Received From NEDA	1,93,500.00
<b>TOTAL</b>		<b>11,97,213.00</b>

**Schedule K**

As at 31.03.2018

**EDUCATIONAL EXPENSES**

S. No.	Particulars	Amount Rs.
1.	Addmission Expenses	1,80,33,097.00
2.	AMC On Software	1,67,736.00
3.	AMC On Server	24,980.00
4.	Affiliation	23,00,000.00
5.	Conference & Seminar Expenses	20,42,264.87
6.	Convocation Expenses	18,86,894.00
7.	Cultural Program Expenses	67,12,515.00
8.	Examination Expenses	35,38,597.00
9.	Games & Sports Expenses	15,57,551.00
10.	Internet Expenses	30,16,287.00
11.	Lab Consumables	39,64,900.00
12.	LibraryJournal	17,77,876.91
13.	Magzine, News Paper & Other Expenses	2,90,653.00
14.	P.D.P. Expenses	1,01,45,756.00
15.	Placement Cell Expenses	88,88,402.00
16.	Schlorsahip & Fee Concection Expenses	4,25,36,849.00
17.	Student Welfare Expenses	22,41,671.00
18.	Website Expenses	39,90,865.00
<b>TOTAL</b>		<b>11,31,16,894.78</b>

As per our separate Audit Report of even date annexed.

Place: Mathura

Date : 10.09.2018

For Kuldeep Arora & Associates

Chartered Accountants

FRN.: 006036C

(CA. Kuldeep Arora)

F.C.A.

Membership No. 074799



FOR GLA UNIVERSITY, MATHURA

CHAIRMAN ( E.C )

**GLA UNIVERSITY  
MATHURA**

**Schedules forming part of the Income & Expenditure Account**

**Schedule L**

As at 31.03.2018

**EMPLOYEE BENEFIT EXPENSES**

S. No.	Particulars	Amount Rs.
1.	Faculty Development Expenses	47,92,495.00
2.	Salary Teaching Staff	37,70,25,816.00
3.	Salary Non Teaching Staff	19,67,72,789.00
4.	Guest Lecturer	6,68,873.00
5.	Staff Welfare Expenses	21,47,065.00
<b>TOTAL</b>		<b>58,14,07,038.00</b>

**Schedule M**

As at 31.03.2018

**CHARITABLE EXPENSES**

S. No.	Particulars	Amount Rs.
1.	Help for Students	54,84,738.53
2.	Medical Help To Students and Satff	2,07,260.00
<b>TOTAL</b>		<b>56,91,998.53</b>

**Schedule N**

As at 31.03.2018

**FINANCE COST**

S. No.	Particulars	Amount Rs.
1.	Bank Charges	2,73,205.74
2.	Interest on C.C	2,22,29,314.00
3.	Interest on Demand Loans	77,41,509.00
4.	Interest on Term Loans	6,38,89,571.48
5.	Interest on Unsecured Loans	1,74,66,528.00
6.	Interest on TDS	1,928.00
7.	Prosessing Fee	30,57,040.98
<b>TOTAL</b>		<b>11,46,59,097.20</b>

As per our separate Audit Report of even date annexed.

Place: Mathura

Date : 10.09.2018

For Kuldeep Arora & Associates  
Chartered Accountants  
FRN.: 006036C



*(Signature)*

(CA. Kuldeep Arora)  
F.C.A.  
Membership No. 074799

FOR GLA UNIVERSITY, MATHURA

*(Signature)*

CHAIRMAN ( E.C )



**GLA UNIVERSITY  
MATHURA**

**Schedules forming part of the Income & Expenditure Account**

**Schedule O**

As at 31.03.2018

**OTHER EXPENSES**

S. No.	Particulars	Amount Rs.
1.	Administration Expenses	67,77,507.00
2.	AMC On Lift	10,25,746.00
3.	AMC On Photocopy	80,476.00
4.	AMC On STP Plant	7,74,012.00
5.	Audit Fee	8,10,620.00
6.	Consultancy Fee	1,73,41,826.71
7.	Dish T.V. Expenses	1,20,860.00
8.	Electricity Charges & Fuel of Generator	7,07,00,061.00
9.	Fuel of Vehicle Expenses	20,28,560.00
10.	Fire Fighting Expenses	12,77,391.00
11.	House Keeping Expenses	1,32,21,929.00
12.	Insurance	64,39,066.00
13.	Loss on Sale of Car	5,17,851.00
14.	Maintenance of Generator	19,00,254.00
15.	Maintenance of Vehicle	21,75,383.00
16.	Maintenance on Building	96,22,647.00
17.	Maintenance on Computer	4,51,030.00
18.	Maintenance on Electric	37,16,910.00
19.	Maintenance on Furniture	4,77,841.00
20.	Maintenance on Other Assets	20,51,168.00
21.	Meeting Expenses for University Authorities	4,40,142.00
22.	Membership Fee	3,57,386.00
23.	Networking Expenses	7,71,524.00
24.	Notice for Admission and Staff Recruitment	14,96,02,504.00
25.	Plantation Expenses	13,80,480.00
26.	Postage & Stamp	12,02,784.00
27.	Printing & Stationary	84,44,233.00
28.	Rent for Delhi Office	23,98,030.00
29.	TA /Conveyance	64,73,010.50
30.	Telephone Expenses	10,13,846.00
31.	Water Resource Expenses	3,08,262.00
<b>TOTAL</b>		<b>31,39,03,340.21</b>

As per our separate Audit Report of even date annexed.

Place: Mathura

Date : 10.09.2018

For Kuldeep Arora & Associates

Chartered Accountants

FRN.: 006036C



*(Signature)*

(CA. Kuldeep Arora)

F.C.A.

Membership No. 074799

FOR GLA UNIVERSITY, MATHURA

*(Signature)*

CHAIRMAN ( E.C )

FINANCIAL YEAR

2018-19





# KUDLEEP ARORA & ASSOCIATES

CHARTERED ACCOUNTANTS

"CHARTERED CHAMBER" • 64/256 • DAMPIER NAGAR • MATHURA - 281121

PH.: +91-565-2413348 • MOB.: 9837059648

EMAIL: cakuldeeparora@gmail.com, info@cakuldeeparora.com

WEBSITE : www.cakuldeeparora.com

**CA. Kuldeep Arora**

M. Com. • LL.B. • F.C.A. • DICA (ICAI)

## AUDIT REPORT

We have examined the Balance Sheet of G.L.A. UNIVERSITY, MATHURA, as at 31.03.2019 and the profit and loss account for the year ended on that date which are in agreement with the books of account maintained by the said trust or institution.

We have obtained all the information and explanations which to the best of our knowledge and belief were necessary for the purposes of the audit. In our opinion, proper books of account have been kept by the head office and the branches of the above named trust/institution visited by us so far as appears from our examination of the books, and proper returns adequate for the purposes of audit have been received from branches not visited by us, subject to the comments given below :

In our opinion and to the best of my/our information given to me/us, the said accounts give a true and fair view :

- (i) in the case of the balance sheet, of the state of affairs of the above named trust/institutions as at 31.03.2019 and
- (ii) in the case of the profit and loss account, of the profit or loss of its accounting year ending on 31.03.2019

The prescribed particulars are annexed here to.

Place : Mathura  
Date : 24.10.2019

For KULDEEP ARORA & ASSOCIATES  
Chartered Accountants  
FRN : 006036C



CA. KULDEEP ARORA  
F.C.A.  
M. No. 074799

**GLA UNIVERSITY  
MATHURA**  
BALANCE SHEET AS AT 31-03-2019

S. No.	Particulars	Schedule	Note No.	As at 31-03-2019 Amount Rs.	As at 31-03-2018 Amount Rs.
<b>A</b>	<b><u>CAPITAL &amp; LIABILITIES</u></b>				
1.	<b><u>Capital Fund</u></b>			<b>77,65,77,568.69</b>	<b>58,30,18,279.75</b>
(a)	General Fund	A		77,65,77,568.69	58,30,18,279.75
(b)	Corpus Fund				
2.	<b><u>Non-current Liabilities</u></b>			<b>1,42,32,15,474.65</b>	<b>1,82,81,40,928.50</b>
(a)	Long Term Borrowings	B		1,42,32,15,474.65	1,82,81,40,928.50
(b)	Other Long Term Liabilities				
(c)	Long Term Provisions				
3.	<b><u>Current Liabilities</u></b>			<b>19,74,94,652.00</b>	<b>18,28,42,289.80</b>
(a)	Short Term Borrowings	C		19,74,94,652.00	18,28,42,289.80
(b)	Other Current Liabilities				
(c)	Short Term Provisions				
	<b>TOTAL</b>			<b>2,39,72,87,695.34</b>	<b>2,59,40,01,498.05</b>
<b>B</b>	<b><u>ASSETS</u></b>				
1.	<b><u>Non-Current Assets</u></b>			<b>2,37,37,20,884.16</b>	<b>2,56,50,78,936.64</b>
(a)	<b><u>Fixed Assets</u></b>			<b>2,37,34,70,126.16</b>	<b>2,56,48,28,178.64</b>
(i)	Tangible Assets	D		2,37,34,70,126.16	2,56,48,28,178.64
(ii)	Intangible Assets				
(b)	Non-Current Investments				
(c)	Long-Term Loans and Advances				
(d)	Other Non-Current Assets	E		2,50,758.00	2,50,758.00
2.	<b><u>Current Assets</u></b>			<b>2,35,66,811.18</b>	<b>2,89,22,561.41</b>
(a)	Current Investments				
(b)	Cash and Cash Equivalents	F		44,89,652.18	1,20,16,450.41
(c)	Short-Term Loans and Advances	G		1,90,77,159.00	1,65,74,822.00
(d)	Other-Current Assets				3,31,289.00
3.	<b><u>Miscellaneous Expenses</u></b>				
(a)	Excess of Exps. Over Income				
	<b>TOTAL</b>			<b>2,39,72,87,695.34</b>	<b>2,59,40,01,498.05</b>
	Significant Accounting Policies	Q			
	Notes On Accounts	R			

As per our separate Audit Report of even date annexed.

Place: Mathura

Date : 24.10.2019

For Kuldeep Arora & Associates  
Chartered Accountants  
FRN.: 006036C

FOR GLA UNIVERSITY, MATHURA



(CA: Kuldeep Arora)  
F.C.A.  
Membership No. 074799

CHAIRMAN ( E.C )



**GLA UNIVERSITY  
MATHURA**

**INCOME & EXPENDITURE ACCOUNT FOR THE YEAR ENDING ON 31-03-2019**

S. No.	Particulars	Schedule	Note No.	As at 31-03-2019	As at 31-03-2018
				Amount Rs.	Amount Rs.
<b>1.</b>	<b><u>Income</u></b>				
(a)	Revenue From Operations	H		1,28,84,96,366.30	1,21,23,23,421.10
(b)	Interest On SB A/c/FDR/ Others	I		2,67,845.50	2,12,834.00
(c)	Other Income	J		31,23,562.00	11,97,213.00
	<b>Total Income</b>			<b>1,29,18,87,773.80</b>	<b>1,21,37,33,468.10</b>
<b>2.</b>	<b><u>Expenses</u></b>				
(a)	Educational Expenses	K		13,74,76,588.54	11,31,16,894.78
(b)	Employee Benefits Expenses	L		58,40,44,853.00	58,14,07,038.00
(c)	Depreciation and Amortisation Expenses	M		5,23,89,720.00	4,95,27,174.00
(d)	Charitable Expenses	N		1,42,65,333.00	56,91,998.53
(e)	Finance Cost	O		9,56,19,733.38	11,46,59,097.20
(f)	Other Expenses	P		21,14,10,224.29	31,39,03,340.21
	<b>Total Expenses</b>			<b>1,09,52,06,452.21</b>	<b>1,17,83,05,542.72</b>
<b>3.</b>	<b>Excess of Income over Expenditures (1-2)</b>			<b>19,66,81,321.59</b>	<b>3,54,27,925.38</b>
	Significant Accounting Policies	Q			
	Notes On Accounts	R			

As per our separate Audit Report of even date annexed.

Place: Mathura

Date : 24.10.2019

For Kuldeep Arora & Associates  
Chartered Accountants  
FRN.: 006036C



(CA. Kuldeep Arora)  
F.C.A.  
Membership No. 074799

FOR GLA UNIVERSITY, MATHURA

*[Signature]*

CHAIRMAN ( E.C )

**GLA UNIVERSITY  
MATHURA**

**Schedules forming part of Balance Sheet**

**Schedule A**

As at 31.03.2019

GENERAL FUND				
S.No.	Particular	Balance as on 31.03.2018	General Fund Transfer	Excess of Income Over Expenses
1.	General Fund	58,30,18,279.75	(31,22,032.65)	19,66,81,321.59
<b>Total</b>		<b>58,30,18,279.75</b>		<b>19,66,81,321.59</b>
				<b>77,65,77,568.69</b>

**Schedule B**

As at 31.03.2019

LONG TERM BORROWINGS		AMOUNT IN Rs
S.No.	Particular	
1.	Students Run NPPL Mess	34,20,000.00
2.	Shri Jagannath Prasad Ganeshi Lal Bajaj Charitable Trust Samiti	1,41,97,95,474.65
<b>Total</b>		<b>1,42,32,15,474.65</b>

**Schedule C**

As at 31.03.2019

OTHER CURRENT LIABILITIES		Amount In Rs	AMOUNT IN Rs
S.No.	Particular		
<b>Security</b>			
1.	Students Security	15,22,04,929.00	
2.	Staff Security	1,46,68,403.00	16,68,73,332.00
<b>Payables</b>			
1.	Shri Vish Alok Sekhar	9,962.00	
2.	Allumani Fee	1,35,01,881.00	
3.	District Welfare Office Bhagalpur	1,20,000.00	
4.	Heera Singh	5,078.00	
5.	Other Liabilities	49,371.00	
6.	GLA University Relief Fund Account	1,500.00	
7.	KVS Kendriya Vidyalaya	2,30,497.00	
8.	Research Biotech	3,93,543.00	
9.	Research For Chemistry	17,16,095.00	
10.	GST	2,70,396.00	
11.	Salary Payable	1,24,28,466.00	
			2,87,26,789.00
<b>Sundry Creditors</b>			
1.	M/s Beacon Elevator Pvt Ltd	1,37,500.00	
2.	M/s Bharat Petroleum Corporation Ltd	3,56,061.00	
3.	M/s Bharti Refrigeration	78,122.00	
4.	M/s Comfort Office Zone	67,251.00	
5.	M/s Independent News Services Pvt Ltd	2,00,864.00	
6.	M/s News 24 Broadcast India Pvt Ltd	29,831.00	
7.	M/s Noida Chemical	52,440.00	
8.	M/s Sterco Digitax Pvt Ltd	53,100.00	
9.	M/s G.V.Tel Communication	2,183.00	
10.	M/s Takshila Residency	5,000.00	
11.	Shri Gaurav Pant	24,979.00	
12.	M/s Transoft Infotech	8,87,200.00	
			18,94,531.00
<b>Total</b>			<b>19,74,94,652.00</b>

As per our separate Audit Report of even date annexed.

Place: Mathura

Date : 24.10.2019

FOR GLA UNIVERSITY, MATHURA

CHAIRMAN ( E.C )



For Kuldeep Arora & Associates  
Chartered Accountants  
FRN.: 006036C

(CA. Kuldeep Arora)



**GLA UNIVERSITY**  
**MATHURA**  
Schedules forming part of Balance Sheet

Schedule E

As at 31.03.2019

**OTHER NON CURRENT ASSETS**

S.No.	Particular	AMOUNT IN Rs
1.	Telephone Security	758.00
2.	Electric Security	2,50,000.00
	<b>Total</b>	<b>2,50,758.00</b>

**GLA UNIVERSITY**  
Schedules forming part of Balance Sheet

Schedule F

As at 31.03.2019

**CASH & CASH EQUIVALENTS**

S.No.	Particular	AMOUNT IN Rs
1.	I.O.B. 1999020000000001	12,766.96
2.	I.O.B. SB A/C 1999010000009005	1,39,858.64
3.	IOB EXAM 1999010000009035	7,46,561.07
4.	I.O.B ( S.B.9001 )	19,431.60
5.	I.O.B. SB A/C 1999010000009029	1,24,491.00
6.	I.O.B. SB A/C 1999010000009039	12,839.90
7.	I.O.B. SB A/C 1999010000009038	38,29,034.27
8.	I.O.B. SB A/C 1999010000009036	81,650.00
9.	I.O.B. SB A/C 19990100000021001	90,470.13
10.	S.B.I. 33090240408	3,24,215.00
11.	S.B.I. 33090341961	5,00,489.50
12.	HDFC Bank Ltd 5020000005007295	90,41,142.93
13.	I.O.B. SB A/C 1999010000009017	3,99,635.10
14.	I.O.B. SB A/C 1999010000009007	(12,94,961.95)
15.	I.O.B. SB A/C 1999010000009016	(3,74,301.94)
16.	I.O.B( 19990200000000101	(1,18,62,945.17)
17.	I.O.B( 19990200000018885	19,03,588.14
18.	ICICI BANK LTD101705000642	7,95,687.00
	<b>Total</b>	<b>44,89,652.18</b>

As per our separate Audit Report of even date annexed.  
Place: Mathura  
Date : 24.10.2019

FOR GLA UNIVERSITY, MATHURA



For Kuldeep Arora & Associates  
Chartered Accountants  
FRN.: 006036C

(CA. Kuldeep Arora)  
F.C.A.  
Membership No. 074799

CHAIRMAN ( E.C )

**GLA UNIVERSITY  
MATHURA**

**Schedules forming part of Balance Sheet**

Schedule G

**SHORT TERM LOANS & ADVANCES**

As at 31.03.2019

S.No.	Particular	AMOUNT IN Rs
1.	Shri Ashish Shukla	4,00,000.00
2.	Shri Neeraj Varshney	1,00,650.00
3.	Shri Rohit Agrawal	3,447.00
4.	Shri Abhay Chaturvedi	4,00,000.00
5.	Shri Himanshu Sharma	1,350.00
6.	Shri Ashish Sharma	5,30,295.00
7.	Shri Kamal Shah	34,503.00
8.	Shri Mukesh Kumar	50,000.00
9.	Shri Ambuj Kumar Mishra	4,00,000.00
10.	Shri Anand Singh Jalai	25,000.00
11.	Shri Himanshu Srivastava	21,900.00
12.	Shri Manish Kumar Mishra	25,000.00
13.	Shri Nitin Tyagi	2,345.00
14.	Shri Pradeep Kumar	25,000.00
15.	Shri Anant Ram	4,00,000.00
16.	Shri Ravi Shankar Tiwari	2,602.00
17.	Shri Anjan Kumar	13,30,000.00
18.	Shri Chandra Kumar Sharma	50,000.00
19.	Shri Trilok Pratap Singh Chauhan	10,000.00
20.	Shri Lokesh Kumar Sharma	2,500.00
21.	Shri Umesh Kumar Sharma	3,60,000.00
22.	Shri Divesh Kumar	6,249.00
23.	Shri Kamal Sharma	4,35,615.00
24.	Shri Rakesh Kumar Galab	2,000.00
25.	Shri Amit Kumar Singh	45,000.00
26.	Shri Amit Kumar Singh	4,250.00
27.	Shri Brij Nandan Maheshwari	23,500.00
28.	Shri Ajitesh Kumar	4,666.00
29.	Shri Neeraj Sharma	51,190.00
30.	Shri Ankur Paliwal	9,858.00
31.	Shri Kushagra Kulsrestha	5,175.00
32.	Shri Ashish Sharma Mathe	3,000.00
33.	Shri Manish Sharma	4,500.00
34.	Shri Shiv Kumar Singh Pundir	13,591.00
35.	Shri Mayank Srivastava	8,05,486.00
36.	Shri Ajay Kumar	40,000.00
37.	Shri Diwakar Bharadwaj	3,15,193.00
38.	Shri Manish Kumar	15,883.00
39.	Shri Vikash Tripathi	3,44,125.00
40.	Shri Yogesh Kumar ( IPR )	43,617.00
41.	Shri Nitin Kukreja	15,000.00
42.	Shri Saurabh Anand	1,613.00
43.	Shri Vinod ( Chemistry )	1,232.00
44.	Shri Satendra Kumar Yadav	8,120.00
45.	Shri Sashi Sekhar	11,301.00
46.	Shri Vikash Kumar	4,324.00
47.	Shri Manish Kumar Chaturvedi	50,000.00
48.	Shri Debapriya Garbaru	5,100.00
49.	Mrs Jyoti Sharma	24,056.00
50.	Shri Ajay Gautam	4,040.00
51.	Shri Amar Bahadur Shukla	5,000.00
52.	Shri Anil Kumar Saxena	10,000.00
53.	Shri Anirudh Pradhan	10,000.00
54.	Shri Ashok Kumar	20,000.00
55.	Shri Harendra Kumar	50,000.00
56.	Shri Manoj Kumar	45,000.00
57.	Shri Rudra Prakash Maheshwari	5,000.00
58.	Shri Shiv Kumar Yadav	1,68,687.00
59.	Shri Shoorvir Singh	5,000.00
60.	Shri Uttam Singh Goswami	10,000.00
61.	Shri Ashish Kumar Sharma	28,000.00
62.	Shri Mastram Chaudhary	10,000.00
63.	Shri Mukut Ballabh Dubey	13,606.00
64.	Shri Nitin Gaur	5,000.00
65.	Shri Rajnish Mahajan	10,000.00
66.	Shri Sachin Kumar Chhitodia	2,000.00
67.	Shri Saugat Kumar Sanyal	10,000.00
68.	Shri Saurabh Goyal	10,000.00
69.	Shri Siddharth Pannu	10,000.00
70.	Shri Surjeet Chakraborty	1,000.00





71.	Shri Vineet K. Lakhanpal	10,000.00
72.	Shri Devendra Kumar Saraswat	13,000.00
73.	Shri Manish Kumar Baliya	7,008.00
74.	Shri Manish Bhartiya	38,000.00
75.	Shri Sunil Kumar Mishra	20,000.00
76.	Shri Sunil Kumar Saxena	88,880.00
77.	Shri Vinay Kumar Deolia	2,67,500.00
78.	Shri Vivek Kumar Tiwari	24,800.00
79.	Shri Aditya Gautam	35,000.00
80.	Shri Amit Solanki	25,000.00
81.	Mrs Ankita Sharma	5,000.00
82.	Shri Anand Mohan Agrawal	29,867.00
83.	Shri Anjani Kumar Rai	4,000.00
84.	Shri Anup Kumar Gupta	2,92,183.00
85.	Shri Apoorva Jain	10,000.00
86.	Shri Arjun Singh	1,000.00
87.	Shri Arunanshu Dubey	9,000.00
88.	Shri Arun Kumar Tiwari	2,80,000.00
89.	Shri ashok Kumar Singh	50,000.00
90.	Shri Ashu Jain	5,000.00
91.	Shri Atul Bansal	6,13,446.00
92.	Shri Deepak Kumar Das	61,794.00
93.	Shri Deepak Kumar	1,05,896.00
94.	Shri Dharmendra Kumar Kulsrestha	1,50,000.00
95.	Shri Dilip Kumar Sharma	6,02,467.00
96.	Shri Dilshad Beg	1,00,000.00
97.	Mrs Divya Saksena	6,000.00
98.	Shri Durgapal Singh	5,000.00
99.	Exam Account	99,000.00
100.	Shri Gaurav Pant	15,220.00
101.	Mohd Gulzar Beg	8,900.00
102.	Shri Hari om Sharma	11,683.00
103.	Mrs Huram Pariya	5,000.00
104.	Shri Kiran Pal Singh	10,060.00
105.	Shri Krishan Murari	2,400.00
106.	Shri Kunwar Mausham	285.00
107.	Mrs Mamta Bhatnagar	102.00
108.	Shri Manoj Kumar Agrawal	44,250.00
109.	Shri Manoj Kumar Chaubey	66,000.00
110.	Mrs Meenakshi Bajpai	28,247.00
111.	Shri Michael Ray	5,000.00
112.	Mohd Parvez	14,000.00
113.	Shri Mohit Gupta	1,97,107.00
114.	Shri Narendra Mohan	8,000.00
115.	Shri Nihal Singh	26,000.00
116.	Shri Nitin Bhatnagar	8,10,000.00
117.	Shri Pawan Kumar	5,000.00
118.	Shri Piyush Singhal	6,91,930.00
119.	Shri Prabal Pratap Singh	40,000.00
120.	Shri Pradeep Mishra	5,000.00
121.	Shri Rahul Pradhan	1,215.00
122.	Shri Rajesh Kumar Chaudhary	1,43,000.00
123.	Shri Rajesh Verma	2,000.00
124.	Shri Rajveer Singh Rawat	11,000.00
125.	Shri Ravi Prakash Dubey	25,600.00
126.	Shri Ritesh ME	2,760.00
127.	Shri R.R.Sharma	20,000.00
128.	M/s Safailo Product Pvt Ltd	8,00,000.00
129.	Shri Sandeep Singh Rathor	4,579.00
130.	Shri Sanjay Kumar Maurya	10,502.00
131.	Shri Satvir	3,063.00
132.	Shri Jagan	30,452.00
133.	Shri Shyam Pandey	53,600.00
134.	Shri Siyaram Sharma	4,600.00
135.	M/s Spakonix India Pvt Ltd	5,500.00
136.	Shri Sudeep Poddar	7,425.00
137.	Shri Suresh Chand Sharma	1,000.00
138.	M/s Tushar E Cell	45,000.00
139.	Shri Vijay Kumar Dwivedi	3,99,103.00
140.	Shri Vikas Bawa	15,000.00
141.	Shri Vikas Kumar Sharma	1,85,676.00
142.	Shri Vinay Kumar Tomar	12,000.00
143.	Shri Vinod Kumar Agrawal	25,000.00
144.	Shri Nareesh Kumar	15,000.00
145.	Mrs Inderjeet Kaur	2,86,200.00
146.	M/s Hotel Gaurav	2,000.00
147.	M/s Roops Corporation	10,000.00
148.	BSI Business Park	92,000.00
149.	M/s Atest Testing Pvt Ltd	5,82,364.00
150.	Mohd Azisur Rahman	15,000.00
151.	Bajpai Guru Chease Acadmy Pvt Ltd	13,620.00
152.	M/s Bansal Stone Industries	2,50,000.00
153.	M/s Convener. Clat 2018 Implection	1,70,000.00
154.	M/s Diplomat Residency	43,400.00
155.	M/s International Subscription Agency	82,932.00
156.	M/s Jaspine Industries	40,820.00
157.	M/s Khandelwal Brothers	25,000.00
158.	M/s EBECO India Pvt Ltd	4,11,112.00
159.	M/s Ecosenece Sustainable Solutions Pvt Ltd	14,160.00
160.	M/s Mec Technical Engineers Pvt Ltd	20,84,047.00
161.	M/s Natioanl Instiute of Biologicals	11,580.00
162.	M/s Nidhivan Sarovar Portico	15,793.00
163.	M/s Staffin Gaumat Consulting	1,00,800.00
164.	M/s Saumya DSM Pvt Ltd	9,22,393.00



*Handwritten signature*

165 .	M/s Senior Post Master	1,305.00	
166 .	M/s Yuvraj Residency	2,621.00	
167 .	M/s Smart Figuring	2,04,624.00	
168 .	NHPC Pvt Ltd	18,000.00	
169 .	M/s Zee Media Corporation	719.00	1,90,77,159.00

<b>Total</b>	<b>1,90,77,159.00</b>
--------------	-----------------------

As per our separate Audit Report of even date annexed.

Place: Mathura

Date : 24.10.2019

FOR GLA UNIVERSITY, MATHURA



For Kuldeep Arora & Associates  
Chartered Accountants  
FRN: 006036C

(CA. Kuldeep Arora)  
F.C.A.  
Membership No. 074799

CHAIRMAN ( E.C )



**GLA UNIVERSITY  
MATHURA**  
Schedules forming part of Balance Sheet

Schedule D

As at 31.03.2019

FIXED ASSETS															
Sr. No.	Particulars	Gross Block			Depreciation					Net Block					
		Balance as on 31.03.18	Addition During the year	Sold / Transferred / Discarded During the year	Balance as on 31.03.19	Rate of Dep.	Depreciation upto 31.03.18	W.D.V. of Assets Sold/ Transferred/ Discarded	Depreciation during the year	Depreciation upto 31.03.19	W.D.V. as on 31.03.2019	W.D.V. of Assets Sold/ Transferred/ Discarded	W.D.V. of Assets After Sold/ Transferred/ Discarded	W.D.V. as on 31.03.19	
BUILDING															
1.	Building	2,19,36,04,200.43	6,44,78,966.00	25,24,18,491.48	2,00,56,64,674.95	0%	15,72,90,246.00	1,22,78,073.00	-	14,50,12,173.00	2,03,63,13,954.43	24,01,40,418.48	1,79,61,73,535.95	1,86,06,52,501.95	
2.	Water Tank	44,05,605.00	3,27,599.00	-	47,33,204.00	10%	10,05,709.00	-	3,56,370.00	13,62,079.00	33,99,896.00	-	33,99,896.00	33,71,125.00	
3.	Foot Overbridge	2,23,64,237.00	8,90,985.00	-	2,32,55,222.00	0%	-	-	-	-	2,23,64,237.00	-	2,23,64,237.00	2,32,55,222.00	
4.	Lift	63,60,530.00	-	-	63,60,530.00	10%	15,80,341.00	-	4,78,019.00	20,58,360.00	47,80,189.00	-	47,80,189.00	43,02,170.00	
	Total	2,22,67,34,572.43	6,56,97,550.00	25,24,18,491.48	2,04,00,13,630.95	-	15,98,76,296.00	1,22,78,073.00	8,34,389.00	14,84,32,612.00	2,06,68,58,276.43	24,01,40,418.48	1,82,67,17,857.95	1,89,15,81,018.95	
EQUIPMENTS															
1.	Air Conditioning System	4,77,17,856.00	6,22,619.00	-	4,83,40,475.00	10%	1,87,87,374.00	-	29,24,179.00	2,17,11,553.00	2,89,30,482.00	-	2,89,30,482.00	2,66,28,922.00	
2.	Air Compressor	1,04,400.00	-	-	1,04,400.00	10%	9,282.00	-	9,512.00	18,794.00	95,118.00	-	95,118.00	85,606.00	
3.	Audio Systems	5,15,830.00	-	-	5,15,830.00	10%	3,10,332.00	-	20,550.00	3,30,882.00	2,05,498.00	-	2,05,498.00	1,84,948.00	
4.	Auditorium Systems	15,91,735.00	-	-	15,91,735.00	10%	8,47,202.00	-	74,453.00	9,21,655.00	7,44,533.00	-	7,44,533.00	6,70,080.00	
5.	Automatic Timer	9,600.00	-	-	9,600.00	10%	2,213.00	-	739.00	2,952.00	7,387.00	-	7,387.00	6,648.00	
6.	Banner Trolley	10,069.00	-	-	10,069.00	10%	3,096.00	-	697.00	3,793.00	6,973.00	-	6,973.00	6,276.00	
7.	C.C.Camera	82,88,513.00	7,77,584.00	-	90,66,097.00	10%	23,54,297.00	-	6,58,291.00	30,12,588.00	61,94,122.00	-	61,94,122.00	63,13,415.00	
8.	Camera	13,44,699.00	30,207.00	-	13,74,906.00	10%	3,44,734.00	-	75,515.00	4,20,249.00	7,40,049.00	-	7,40,049.00	5,94,741.00	
9.	Child Waterf Systems	6,22,400.00	-	-	6,22,400.00	10%	31,120.00	-	59,128.00	90,248.00	5,91,280.00	-	5,91,280.00	5,32,152.00	
10.	Chimney	21,600.00	-	-	21,600.00	10%	1,080.00	-	2,052.00	3,132.00	20,520.00	-	20,520.00	18,468.00	
11.	Mess Equipment	28,43,589.00	-	-	28,43,589.00	10%	3,63,341.00	-	2,48,025.00	6,11,366.00	24,80,248.00	-	24,80,248.00	22,32,723.00	
12.	Drill Machine	7,443.00	-	-	7,443.00	10%	1,079.00	-	636.00	1,715.00	6,364.00	-	6,364.00	5,728.00	
13.	Mobile Set	26,73,570.00	2,26,397.00	-	28,99,967.00	10%	6,53,476.00	-	2,13,329.00	8,66,805.00	20,20,094.00	-	20,20,094.00	20,33,162.00	
14.	Fax Machine	29,500.00	-	-	29,500.00	10%	21,019.00	-	848.00	21,867.00	8,481.00	-	8,481.00	7,633.00	
15.	Finger Print Biometric	9,03,826.00	-	-	9,03,826.00	10%	2,57,316.00	-	64,651.00	3,21,067.00	6,46,510.00	-	6,46,510.00	5,81,859.00	
16.	Fire Fighting Equipments	1,03,21,914.00	-	-	1,03,21,914.00	10%	23,12,310.00	-	8,00,960.00	31,13,270.00	80,09,604.00	-	80,09,604.00	72,08,644.00	
17.	Fog Machine	1,87,789.00	-	-	1,87,789.00	10%	66,729.00	-	12,106.00	78,835.00	1,21,060.00	-	1,21,060.00	1,08,954.00	
18.	Food Wastage Tank	22,000.00	-	-	22,000.00	10%	5,071.00	-	1,693.00	6,764.00	16,929.00	-	16,929.00	15,236.00	
19.	Generator	2,06,66,352.00	-	-	2,06,66,352.00	10%	1,13,53,097.00	-	9,31,326.00	1,22,84,423.00	93,13,255.00	-	93,13,255.00	83,81,929.00	
20.	Gym Equipments	26,29,982.00	5,01,954.00	-	31,34,936.00	10%	5,01,904.00	-	2,38,056.00	7,39,960.00	21,28,078.00	-	21,28,078.00	21,94,976.00	
21.	Gas Meter	-	57,701.00	-	57,701.00	10%	-	-	2,885.00	2,885.00	-	-	-	54,816.00	
22.	Hording Unipol	7,18,912.00	-	-	7,18,912.00	10%	1,65,710.00	-	55,319.00	2,21,029.00	5,53,202.00	-	5,53,202.00	4,97,883.00	
23.	Instruments	11,90,129.00	-	-	11,90,129.00	10%	7,37,165.00	-	45,296.00	7,82,461.00	4,52,964.00	-	4,52,964.00	4,07,668.00	
24.	L.C.D. Projector	97,07,356.00	6,42,382.00	-	1,03,49,738.00	10%	41,62,498.00	-	5,86,605.00	47,49,103.00	55,44,856.00	-	55,44,856.00	56,00,633.00	
25.	Lab Equipments	9,28,72,641.40	27,92,190.00	-	9,56,64,831.40	10%	4,12,62,554.00	-	53,00,617.00	4,65,63,171.00	5,16,10,088.40	-	5,16,10,088.40	4,21,01,661.40	
26.	Musical Instruments	8,68,599.00	-	-	8,68,599.00	10%	2,88,646.00	-	57,995.00	3,46,641.00	5,79,953.00	-	5,79,953.00	5,21,958.00	
27.	Media Junction	1,04,452.00	-	-	1,04,452.00	10%	24,077.00	-	8,038.00	32,115.00	80,375.00	-	80,375.00	72,337.00	
28.	Medical Equipment for Disp.	3,02,989.00	-	-	3,02,989.00	10%	61,207.00	-	24,178.00	85,385.00	2,41,782.00	-	2,41,782.00	2,17,604.00	
29.	Oil Pump	29,400.00	-	-	29,400.00	10%	14,557.00	-	1,484.00	16,041.00	14,843.00	-	14,843.00	13,359.00	
30.	Old Diesel Tank	2,05,638.00	-	-	2,05,638.00	10%	1,32,276.00	-	7,336.00	1,39,612.00	73,362.00	-	73,362.00	66,026.00	
31.	Paper Cutting Machine	2,363.00	-	-	2,363.00	10%	1,397.00	-	97.00	1,494.00	966.00	-	966.00	869.00	
32.	Photo Slate Machine	12,62,171.00	-	-	12,62,171.00	10%	6,12,549.00	-	64,962.00	6,77,511.00	6,49,622.00	-	6,49,622.00	5,84,660.00	
33.	Plantation Equipments	7,75,878.00	-	-	7,75,878.00	10%	2,32,023.00	-	54,386.00	2,86,409.00	5,43,855.00	-	5,43,855.00	4,89,469.00	
34.	Refrigerator	4,16,985.00	33,350.00	-	4,50,335.00	10%	1,91,839.00	-	24,182.00	2,16,021.00	2,25,146.00	-	2,25,146.00	2,94,314.00	
35.	Soler Heater	1,16,02,467.00	5,05,514.00	-	1,21,07,981.00	10%	34,34,020.00	-	8,42,120.00	42,76,140.00	81,68,447.00	-	81,68,447.00	78,31,841.00	
36.	Soler Power Plant	8,09,19,567.00	90,39,971.00	-	8,99,59,538.00	10%	59,58,165.00	-	79,48,138.00	1,39,06,303.00	7,49,61,402.00	-	7,49,61,402.00	7,60,53,235.00	
37.	Stone Grinding Machine	21,201.00	-	-	21,201.00	10%	4,887.00	-	1,631.00	6,518.00	16,314.00	-	16,314.00	14,683.00	
38.	Sound System	11,73,212.00	-	-	11,73,212.00	10%	2,81,714.00	-	88,950.00	3,72,664.00	8,89,498.00	-	8,89,498.00	8,00,548.00	



39. Submersible Pump	16,50,951.00	2,82,970.00	-	19,33,921.00	10%	6,61,829.00	-	1,13,061.00	7,74,890.00	9,89,122.00	-	9,89,122.00	11,59,031.00
40. STP Tank	12,70,657.00	-	-	12,70,657.00	10%	3,60,485.00	-	91,017.00	4,51,502.00	9,10,172.00	-	9,10,172.00	8,19,155.00
41. STP Plant	84,12,120.00	-	-	84,12,120.00	10%	13,87,888.00	-	7,02,423.00	20,90,311.00	70,24,232.00	-	70,24,232.00	63,21,809.00
42. Megaphone	2,10,150.00	-	-	2,10,150.00	10%	48,822.00	-	16,133.00	64,955.00	1,61,328.00	-	1,61,328.00	1,45,195.00
43. Telephone Fitting	25,17,715.00	-	-	25,17,715.00	10%	16,92,722.00	-	82,499.00	17,75,221.00	8,24,993.00	-	8,24,993.00	7,42,494.00
44. Television	18,52,212.00	73,950.00	-	19,26,162.00	10%	5,79,420.00	-	1,30,977.00	7,10,397.00	12,72,792.00	-	12,72,792.00	12,15,765.00
45. Transformer	53,06,571.00	-	-	53,06,571.00	10%	15,40,621.00	-	3,76,595.00	19,17,216.00	37,65,950.00	-	37,65,950.00	33,89,355.00
46. Utensils	21,64,045.18	6,694.00	-	21,70,739.18	10%	7,98,470.00	-	1,36,892.00	9,35,362.00	13,65,575.18	-	13,65,575.18	12,35,377.18
47. Walky -Talky	8,73,832.00	-	-	8,73,832.00	10%	2,02,435.00	-	67,140.00	2,69,575.00	6,71,397.00	-	6,71,397.00	6,04,257.00
48. V.C.D. / D.V.D	17,016.00	-	-	17,016.00	10%	13,805.00	-	321.00	14,126.00	3,211.00	-	3,211.00	2,890.00
49. Vacuum Cleaner	12,400.00	-	-	12,400.00	10%	9,146.00	-	325.00	9,471.00	3,254.00	-	3,254.00	2,929.00
50. Washing Machine	1,07,300.00	18,854.00	-	1,26,154.00	10%	41,599.00	-	7,513.00	49,112.00	65,701.00	-	65,701.00	77,642.00
51. Water Cooler & Purifier	50,83,640.00	7,000.00	-	50,90,640.00	10%	35,12,009.00	-	1,57,513.00	36,69,522.00	15,71,631.00	-	15,71,631.00	14,21,118.00
52. Weighing Machine	59,742.00	-	-	59,742.00	10%	19,959.00	-	3,978.00	23,937.00	39,783.00	-	39,783.00	35,805.00
53. Welding Machine	1,87,652.00	-	-	1,87,652.00	10%	64,415.00	-	12,324.00	76,739.00	1,23,237.00	-	1,23,237.00	1,10,913.00
54. Water Meter	5,68,189.00	12,880.00	-	5,81,069.00	10%	1,09,396.00	-	46,523.00	1,55,919.00	4,58,793.00	-	4,58,793.00	4,25,150.00
55. Gas Pipe Line Fitting	32,79,256.00	-	-	32,79,256.00	10%	8,51,150.00	-	2,42,811.00	10,93,961.00	24,28,106.00	-	24,28,106.00	21,85,295.00
Total	33,62,60,065.58	1,56,35,217.00	-	35,18,95,282.58		10,76,87,527.00	-	2,36,39,010.00	13,13,26,537.00	22,85,72,537.58	-	22,85,72,537.58	22,05,68,744.58

#### COMPUTERS & PERIPHERALS

1. Computer Science Equip.	15,99,92,910.73	97,20,706.00	-	16,57,13,616.73	10%	7,33,99,282.00	-	87,45,398.00	8,21,44,680.00	8,25,93,630.73	-	8,25,93,630.73	8,35,68,938.73
2. Internet Fittings	38,53,884.00	-	-	38,53,884.00	10%	13,17,257.00	-	2,53,663.00	15,70,920.00	25,36,627.00	-	25,36,627.00	22,82,964.00
3. Software	1,76,69,653.00	27,03,282.00	-	2,05,72,935.00	10%	50,39,818.00	-	14,18,148.00	64,57,966.00	1,28,29,835.00	-	1,28,29,835.00	1,41,14,969.00
4. Scanner	2,95,807.00	1,06,460.00	-	4,02,267.00	10%	65,009.00	-	28,403.00	93,412.00	2,30,798.00	-	2,30,798.00	3,08,855.00
5. Server	41,54,140.00	-	-	41,54,140.00	10%	8,68,713.00	-	3,28,543.00	11,97,256.00	32,85,427.00	-	32,85,427.00	29,56,884.00
Total	18,21,66,394.73	1,25,30,448.00	-	19,46,96,842.73		8,06,90,079.00	-	1,07,74,155.00	9,14,64,234.00	10,14,76,317.73	-	10,14,76,317.73	10,32,32,610.73

#### FURNITURE & FIXTURES

1. Furniture	10,99,37,675.00	10,75,249.00	-	11,10,12,924.00	10%	4,08,95,992.00	-	69,57,932.00	4,78,53,924.00	6,90,41,684.00	-	6,90,41,684.00	6,31,59,091.00
2. Electricity Fittings & Equip.	9,59,91,712.00	18,89,994.00	-	9,78,81,706.00	10%	3,85,08,065.00	-	58,42,864.00	4,43,50,929.00	5,74,83,645.00	-	5,74,83,645.00	5,35,30,725.00
3. Electric Connection	1,49,700.00	-	-	1,49,700.00	10%	34,505.00	-	11,520.00	46,025.00	1,15,195.00	-	1,15,195.00	1,03,675.00
4. Intercom	2,950.00	-	-	2,950.00	10%	1,974.00	-	98.00	2,072.00	976.00	-	976.00	878.00
Total	20,60,82,037.00	29,65,243.00	-	20,90,47,280.00		7,94,40,536.00	-	1,28,12,414.00	9,22,52,950.00	12,66,41,500.00	-	12,66,41,500.00	11,67,94,329.00

#### LIBRARY BOOKS

1. Library Books	4,53,37,702.90	30,05,547.00	-	4,83,43,249.90	10%	2,36,05,443.00	-	23,23,503.00	2,59,28,946.00	2,17,32,259.90	-	2,17,32,259.90	2,24,14,303.90
2. Library Renovation & Other A	50,61,908.00	-	-	50,61,908.00	10%	15,56,283.00	-	3,50,563.00	19,06,846.00	35,05,625.00	-	35,05,625.00	31,55,062.00
Total	5,03,99,610.90	30,05,547.00	-	5,34,05,157.90		2,51,61,726.00	-	26,74,066.00	2,78,35,792.00	2,52,37,884.90	-	2,52,37,884.90	2,55,69,365.90

#### VEHICLES

1. Bike	52,197.00	-	-	52,197.00	10%	19,362.00	-	3,284.00	22,646.00	32,835.00	-	32,835.00	29,551.00
2. Car	2,45,65,111.00	11,10,786.00	8,34,335.00	2,48,41,562.00	10%	87,44,526.00	5,26,630.00	16,06,827.00	98,24,723.00	1,58,20,585.00	3,07,705.00	1,55,12,880.00	1,50,16,839.00
3. Other Vehicle	1,58,724.00	-	-	1,58,724.00	10%	66,479.00	-	9,225.00	75,704.00	92,245.00	-	92,245.00	83,020.00
4. Tractor, Trolley	2,29,490.00	5,35,000.00	-	7,64,490.00	10%	1,33,493.00	-	36,350.00	1,69,843.00	95,997.00	-	95,997.00	5,94,647.00
Total	2,50,05,522.00	16,45,786.00	8,34,335.00	2,58,16,973.00		89,63,860.00	5,26,630.00	16,55,686.00	1,00,92,916.00	1,60,41,662.00	3,07,705.00	1,57,23,957.00	1,57,24,057.00


Grand Total	3,02,66,48,202.64	10,14,79,291.00	25,32,52,826.48	3,28,48,75,167.16		46,18,20,024.00	1,28,04,703.00	5,23,89,720.00	50,14,05,041.00	2,56,48,28,178.64	24,04,48,123.48	2,32,43,80,055.16	2,37,34,70,126.16
-------------	-------------------	-----------------	-----------------	-------------------	--	-----------------	----------------	----------------	-----------------	-------------------	-----------------	-------------------	-------------------

Note : Depreciation on assets as on 31.03.2018 has been charged for full year while the depreciation on assets purchased during the year has been charged for half year.

As per our separate Audit Report of even date annexed.

Place: Mathura

Date : 24.10.2019

For Kulddeep Arora & Associates  
Chartered Accountants  
FRN : 006036C  
  
(CA. Kulddeep Arora)  
F.C.A.  
Membership No. 074799

FOR GLA UNIVERSITY, MATHURA

CHAIRMAN ( E.C )



**GLA UNIVERSITY  
MATHURA**

**Schedules forming part of Income & Expenditure**

**Schedule H**

**As at 31.03.2019**

**REVENUE FROM OPERATIONS**

S. No.	Particulars	Amount Rs.
1.	Fees From Students	1,28,84,96,366.30
	<b>TOTAL</b>	<b>1,28,84,96,366.30</b>

**Schedule I**

**As at 31.03.2019**

**INTEREST ON SB A/c / FDR/ OTHERS**

S. No.	Particulars	Amount Rs.
1.	Interest on Saving Account	2,67,845.50
	<b>TOTAL</b>	<b>2,67,845.50</b>

**Schedule J**

**As at 31.03.2019**

**OTHER INCOME**

S. No.	Particulars	Amount Rs.
1.	Registration For Confrance & Seminar	31,23,562.00
	<b>TOTAL</b>	<b>31,23,562.00</b>

**Schedule K**

**As at 31.03.2019**

**EDUCATIONAL EXPENSES**

S. No.	Particulars	Amount Rs.
1.	Admission Expenses	2,48,01,896.00
2.	Affiliation	11,20,000.00
3.	Convocation Expenses	49,62,935.00
4.	Confrance & Seminar	19,31,417.00
5.	Cultural Program Expenses	61,82,775.00
6.	Examination Expenses	30,01,857.00
7.	Games & Sports Expenses	21,67,186.00
8.	Internet Expenses	64,29,015.00
9.	Lab Consumables	36,53,777.00
10.	Library Journal	44,87,505.54
11.	Magzine, News Paper & Other Expenses	2,23,251.00
12.	P.D.P. Expenses	1,08,74,880.00
13.	Placement Cell Expenses	88,39,166.00
14.	Research Expenses	22,71,850.00
15.	Schlorsahip & Fee Concection Expenses	5,10,91,650.00
16.	Student Welfare Expenses	21,34,050.00
17.	Website Expenses	33,03,378.00
	<b>TOTAL</b>	<b>13,74,76,588.54</b>

As per our separate Audit Report of even date annexed.

Place: Mathura

Date : 24.10.2019

For Kuldeep Arora & Associates

Chartered Accountants

FRN.: 006036C



(CA. Kuldeep Arora)

F.C.A.

Membership No. 074799

FOR GLA UNIVERSITY, MATHURA

*[Signature]*

CHAIRMAN ( E.C )

**GLA UNIVERSITY  
MATHURA**

Schedules forming part of the Income & Expenditure Account

Schedule L

As at 31.03.2019

**EMPLOYEE BENEFIT EXPENSES**

S. No.	Particulars	Amount Rs.
1.	Faculty Development Expenses	17,33,285.00
2.	Salary Teaching Staff	36,79,64,779.00
3.	Salary Non Teaching Staff	21,00,42,802.00
4.	Guest Lecturer	18,18,634.00
5.	Staff Welfare Expenses	12,79,353.00
6.	Stipend	12,06,000.00
<b>TOTAL</b>		<b>58,40,44,853.00</b>

Schedule M

As at 31.03.2019

**CHARITABLE EXPENSES**

S. No.	Particulars	Amount Rs.
1.	Sponsher Fee for Students	1,27,14,797.00
2.	Help to Family of Matyr Soilidiers	9,69,000.00
3.	Adopted School Expenses	2,39,606.00
4.	Medical Help To Students and Satff	3,41,930.00
<b>TOTAL</b>		<b>1,42,65,333.00</b>

Schedule N

As at 31.03.2019

**FINANCE COST**

S. No.	Particulars	Amount Rs.
1.	Bank Charges	4,57,076.28
2.	Interest on C.C	1,90,32,226.70
3.	Interest on Demand Loans	73,70,769.00
4.	Interest on Term Loans	6,11,18,442.40
5.	Interest on Unsecured Loans	58,58,919.00
6.	Prosessing Fee	17,82,300.00
<b>TOTAL</b>		<b>9,56,19,733.38</b>

As per our separate Audit Report of even date annexed.

Place: Mathura

Date : 24.10.2019



For Kuldeep Arora & Associates

Chartered Accountants

FRN.: 006036C

*(Signature)*

(CA. Kuldeep Arora)

F.C.A.

Membership No. 074799

FOR GLA UNIVERSITY, MATHURA

*(Signature)*

CHAIRMAN ( E.C )



**GLA UNIVERSITY  
MATHURA**

**Schedules forming part of the Income & Expenditure Account**

**Schedule O**

**As at 31.03.2019**

**OTHER EXPENSES**

S. No.	Particulars	Amount Rs.
1.	Administration Expenses	72,00,960.00
2.	AMC	19,56,021.00
3.	Audit Fee	9,00,000.00
4.	Consultancy Fee	68,92,150.00
5.	Dish T.V. Expenses	2,69,969.00
6.	Electricity Charges & Fuel of Generator	6,27,89,336.00
7.	Fuel of Vehicle Expenses	20,76,285.00
8.	Fire Fighting Expenses	15,63,017.00
9.	House Keeping Expenses	89,84,946.00
10.	Insurance	58,49,152.00
11.	Maintenance of Generator	1,77,571.00
12.	Maintenance of Vehicle	11,67,281.34
13.	Maintenance on Building	50,63,731.00
14.	Maintenance on Computer	4,53,275.00
15.	Maintenance on Electric	29,27,714.00
16.	Maintenance on Furniture	3,45,509.00
17.	Maintenance on Other Assets	9,12,136.00
18.	Meeting Expenses for University Authorities	4,50,580.00
19.	Membership Fee	3,53,610.00
20.	Networking Expenses	1,19,823.00
21.	Notice for Admission and Staff Recruitment	8,07,86,407.00
22.	Plantation Expenses	11,49,068.00
23.	Postage & Stamp	8,18,830.00
24.	Printing & Stationary	49,66,720.00
25.	Rent for Office	27,50,390.00
26.	Security Service Charges	3,05,010.00
27.	STP Expenses	9,11,184.00
28.	TA /Conveyance	73,27,013.95
29.	Telephone Expenses	6,95,418.00
30.	Loss On Sale of Car	1,47,705.00
31.	Water Resource Expenses	10,99,412.00
<b>TOTAL</b>		<b>21,14,10,224.29</b>

As per our separate Audit Report of even date annexed.

Place: Mathura

Date : 24.10.2019



For Kuldeep Arora & Associates  
Chartered Accountants  
FRN.: 006036C

(CA. Kuldeep Arora)

F.C.A.

Membership No. 074799

FOR GLA UNIVERSITY, MATHURA

CHAIRMAN ( E.C )

FINANCIAL YEAR

2019-20





# KULDEEP ARORA & ASSOCIATES

**CHARTERED ACCOUNTANTS**

"CHARTERED CHAMBER" • 64/256 • DAMPIER NAGAR • MATHURA - 281121

PH.: +91-565-2413348 • MOB.: 9837059648

EMAIL: cakuldeeparora@gmail.com, info@cakuldeeparora.com

WEBSITE : www.cakuldeeparora.com

**CA. Kuldeep Arora**

M. Com. • LL.B. • F.C.A. • DICA (ICAI)

## AUDIT REPORT

We have examined the Balance Sheet of G.L.A. UNIVERSITY, MATHURA, as at 31.03.2020 and the profit and loss account for the year ended on that date which are in agreement with the books of account maintained by the said trust or institution.

We have obtained all the information and explanations which to the best of our knowledge and belief were necessary for the purposes of the audit. In our opinion, proper books of account have been kept by the head office and the branches of the above named trust/institution visited by us so far as appears from our examination of the books, and proper returns adequate for the purposes of audit have been received from branches not visited by us, subject to the comments given below :

In our opinion and to the best of my/our information given to me/us, the said accounts give a true and fair view :

- (i) in the case of the balance sheet, of the state of affairs of the above named trust/institutions as at 31.03.2020 and
- (ii) in the case of the profit and loss account, of the profit or loss of its accounting year ending on 31.03.2020

The prescribed particulars are annexed here to.

Place : Mathura  
Date : 06.11.2020

For KULDEEP ARORA & ASSOCIATES  
Chartered Accountants  
FRN : 006036C



CA. KULDEEP ARORA  
F.C.A.  
M. No. 074799

**GLA UNIVERSITY  
MATHURA**  
**BALANCE SHEET AS AT 31-03-2020**

S. No.	Particulars	Schedule	Note No.	As at 31-03-2020	As at 31-03-2019
				Amount Rs.	Amount Rs.
<b>A</b>	<b><u>CAPITAL &amp; LIABILITIES</u></b>				
1.	<b><u>Capital Fund</u></b>			<b>87,66,55,531.52</b>	<b>77,65,77,568.69</b>
(a)	General Fund	A		87,66,55,531.52	77,65,77,568.69
(b)	Corpus Fund			-	-
2.	<b><u>Non-current Liabilities</u></b>			<b>1,46,29,83,076.75</b>	<b>1,42,32,15,474.65</b>
(a)	Long Term Borrowings	B		1,46,29,83,076.75	1,42,32,15,474.65
(b)	Other Long Term Liabilities			-	-
(c)	Long Term Provisions			-	-
3.	<b><u>Current Liabilities</u></b>			<b>22,82,74,372.67</b>	<b>19,74,94,652.00</b>
(a)	Short Term Borrowings			-	-
(b)	Other Current Liabilities	C		22,82,74,372.67	19,74,94,652.00
(c)	Short Term Provisions			-	-
	<b>TOTAL</b>			<b>2,56,79,12,980.94</b>	<b>2,39,72,87,695.34</b>
<b>B</b>	<b><u>ASSETS</u></b>				
1.	<b><u>Non-Current Assets</u></b>			<b>2,49,67,33,846.25</b>	<b>2,37,37,20,884.16</b>
(a)	<b><u>Fixed Assets</u></b>			<b>2,49,64,70,251.25</b>	<b>2,37,34,70,126.16</b>
(i)	Tangible Assets	D		2,49,64,70,251.25	2,37,34,70,126.16
(ii)	Intangible Assets			-	-
(b)	Non-Current Investments			-	-
(c)	Long-Term Loans and Advances			-	-
(d)	Other Non-Current Assets	E		2,63,595.00	2,50,758.00
2.	<b><u>Current Assets</u></b>			<b>7,11,79,134.69</b>	<b>2,35,66,811.18</b>
(a)	Current Investments	F		60,82,130.00	-
(b)	Cash and Cash Equivalents	G		1,50,14,289.69	44,89,652.18
(c)	Short-Term Loans and Advances	H		5,00,82,715.00	1,90,77,159.00
(d)	Other-Current Assets			-	-
3.	<b><u>Miscellaneous Expenses</u></b>			-	-
(a)	Excess of Exps. Over Income			-	-
	<b>TOTAL</b>			<b>2,56,79,12,980.94</b>	<b>2,39,72,87,695.34</b>
	Significant Accounting Policies	Q			
	Notes On Accounts	R			

As per our separate Audit Report of even date annexed.

Place: Mathura

Date : 06.11.2020

For Kuldeep Arora & Associates  
Chartered Accountants  
FRN.: 006036C



(CA. Kuldeep Arora)  
F.C.A.  
Membership No. 074799

FOR GLA UNIVERSITY, MATHURA

CHANCELLOR



**GLA UNIVERSITY  
MATHURA**

**INCOME & EXPENDITURE ACCOUNT FOR THE YEAR ENDING ON 31-03-2020**

S. No.	Particulars	Schedule	Note No.	As at 31-03-2020	As at 31-03-2019
				Amount Rs.	Amount Rs.
<b>1.</b>	<b><u>Income</u></b>				
(a)	Revenue From Operations	I		1,33,16,75,500.00	1,28,84,96,366.30
(b)	Interest On SB A/c/FDR/ Others	J		3,71,037.02	2,67,845.50
(c)	Other Income	K		80,48,389.30	31,23,562.00
	<b>Total Income</b>			<b>1,34,00,94,926.32</b>	<b>1,29,18,87,773.80</b>
<b>2.</b>	<b><u>Expenses</u></b>				
(a)	Educational Expenses	L		15,77,90,804.16	13,74,76,588.54
(b)	Employee Benefits Expenses	M		66,20,84,083.02	58,40,44,853.00
(c)	Depreciation and Amortisation Expenses	D		5,25,23,926.00	5,23,89,720.00
(d)	Charitable Expenses	N		1,19,30,629.95	1,42,65,333.00
(e)	Finance Cost	O		7,89,85,645.36	9,56,19,733.38
(f)	Other Expenses	P		27,67,01,875.00	21,14,10,224.29
	<b>Total Expenses</b>			<b>1,24,00,16,963.49</b>	<b>1,09,52,06,452.21</b>
<b>3.</b>	<b>Excess of Income over Expenditures (1-2)</b>			<b>10,00,77,962.83</b>	<b>19,66,81,321.59</b>

As per our separate Audit Report of even date annexed.

Place: Mathura

Date : 06.11.2020

For Kuldeep Arora & Associates

Chartered Accountants

FRN.: 006036C

(CA. Kuldeep Arora)

F.C.A.

Membership No. 074799



FOR GLA UNIVERSITY, MATHURA

CHANCELLOR

**GLA UNIVERSITY**  
**MATHURA**

**Schedules forming part of Balance Sheet**

**Schedule A**

As at 31.03.2020

S.No.		Particular	Balance as on 31.03.2019	General Fund Transfer	Excess of Income Over Expenses	Balance as on 31.03.2020
1.		General Fund	77,65,77,568.69	-	10,00,77,962.83	87,66,55,531.52
Total			77,65,77,568.69		10,00,77,962.83	87,66,55,531.52

**Schedule B**

As at 31.03.2020

LONG TERM BORROWINGS				
S.No.	Particular	AMOUNT IN Rs		
1.	Shri Jagannath Prasad Ganeshi Lal Bajaj Charitable Trust Samiti	1,46,29,83,076.75		
<b>Total</b>		<b>1,46,29,83,076.75</b>		

**Schedule C**

As at 31.03.2020

OTHER CURRENT LIABILITIES				
S.No.	Particular	Amount In Rs	AMOUNT IN Rs	

**Security**

1.	Students Security	15,92,12,109.96		
2.	Staff Security	1,93,87,080.00	17,85,99,189.96	

**Payables**

1.	Alumanai Charges	1,76,77,881.00		
	District Welfare Office Bharatpur	1,20,000.00		
3.	Shri Heera Singh	5,078.00		
4.	TDS	51,09,100.00		
5.	IOB ( TDS)	13,596.00		
6.	Salary Month Of February 2020	1,31,34,791.00		
7.	Addopted school Expenses Payble	1,09,040.00		
8.	Medical Expenses	3,500.00		
9.	Shri Anirudh Vijay	1,800.00		
10.	Shri Durgesh Chand agrawal	6,450.00		
11.	Shri Janmjay Mishra	3,044.00		
12.	Ms Madhavi	2,898.00		
13.	Shri Sandeep Sharma	2,381.00		
14.	Shri Deepak Babu Sharma	2,044.00		
15.	Faculty Development	1,94,524.00		
16.	Shri Jitendra Agrawal	1,689.00		
17.	Shri Kanha	2,500.00		
18.	Shri Pawan Kumar Sharma	4,531.00		
19.	Shri Raghav Bansal	12,500.00		
20.	Shri Raghav Rastogi	50,000.00		
21.	Shri Rajdeep Gautam	12,500.00		
22.	Ms Sherya Mehta	25,000.00		
23.	Shri Tarun Raghav	15,000.00		
24.	U.P.Licence Course Fee	8,048.00		
25.	Shri Vinod Kumar	7,279.00		
26.	Shri Vishnu Kumar Gautam	1,810.00		
27.	Shri Vishv Alok Sekhar	9,962.00	3,65,36,946.00	

**Try Creditors**

1.	Shri Brij Bihari Singh	260.00
2.	Ms Sweta	760.00
3.	Shri Rajkamal Singh	880.00
4.	Shri Saurya Pratap	1,160.00
5.	Shri Bhagat Singh	3,825.00
6.	M/s Vinlex Enterprises Pvt Ltd	6,050.00
7.	Shri Saibal Chaterji	6,852.00
8.	Shri Bhagat Singh (Poly.)	10,000.00
9.	Shri sumit Chauhan	10,970.00
10.	Shri Durg Singh Chahuhan	11,835.00
11.	Shri Ankit Gupta	13,877.00
12.	Shri Lalit Seth	39,360.00
13.	Shri Hari Ram singh	1,600.00
14.	M/s Mishra & Compnay	2,000.00
15.	M/s Manish Agrawal Decoration	2,100.00
16.	M/s Banshidhar Jamunadas	2,351.00
17.	M/s Shriram Trading Compnay	2,891.00
18.	M/s Shiwom Tour & Travels	3,000.00
19.	M/s Akshita Gift & Greetings	3,150.00
20.	M/s Dal Chand Chaumuha	4,000.00
21.	M/s Takshshila Regency Pvt Ltd	5,000.00
22.	M/s Arora Traders	6,125.00
23.	M/s R.K. Brothers	6,300.00
24.	M/s Jai Ambey Rifiling and Printer Services	6,590.00
25.	M/s Resorts Pvt Ltd	7,660.00
26.	M/s MGR Automobiles Pvt Ltd	8,283.00
27.	M/s Sunny Motors Pvt Ltd	9,128.00
28.	M/s Blessed Tour & Travels	9,870.00
29.	M/s A.R. Graphics	11,440.00
30.	M/s Gopaldas Girdhari Lal Sarraf	11,802.00
31.	M/s Siyaram Motors	14,514.00
32.	M/s Shri Bankey Bihari Medical Store	20,000.00
33.	M/s Goldstone Elite	20,850.00
34.	M/s Singhal Brothers	21,712.00
35.	M/s Agrawal geberal Store ( Manish Agrawal )	23,000.00





36.	Shri Mahesh Varsney	26,525.00
37.	M/s Brijwashi Lads INN	28,764.00
38.	M/s Shri Nath Ji Enterprises	29,278.00
39.	M/s Girdhar Electricals	31,910.00
40.	M/s Shri Ji Baba Marble Udhog	32,700.00
41.	M/s L.S. Davar & Co.	40,197.00
42.	M/s Kalyanam Karoti	44,148.00
43.	M/s I'M World	44,792.00
44.	M/s Dauji Traders	46,461.00
45.	M/s Noida Chemicals	52,440.00
46.	M/s Sterco Digitax Pvt Ltd	53,100.00
47.	M/s Sanjay Biological Musium	63,597.00
48.	M/s Comfort Office Zone	67,251.00
49.	M/s Cluubbing Creatures Entertainment	68,600.00
50.	M/s Praveen Chemicals & Apparatus Suppliers	69,188.00
51.	M/s Bharti Refrigeration Works	78,122.00
52.	M/s Mahalaxmi Sports	81,169.00
53.	M/s Shradha Event & Audio Solution	81,774.00
54.	Parvez Khan	1,06,239.00
55.	M/s Shri Yamuna Publicity	1,07,819.00
56.	M/s Raj Exports	1,08,000.00
57.	M/s Bellram Tarachand Jain	1,08,150.00
58.	M/s Agrawal Tent House	1,08,900.00
59.	M/s Phoenix Consultant	1,12,500.00
60.	M/s Beacon Elevator Pvt Ltd	1,37,500.00
61.	M/s Brijwashi Keshav Milk Product	1,58,672.00
62.	M/s Sophisticated Indl. Material Analytic Labs	1,96,629.00
63.	M/s Absolute Factor	2,11,000.00
64.	M/s International Book Centre	2,60,241.00
65.	M/s Bharat Petroleum Ltd Corporation	3,36,562.00
66.	Shri Pramod Joshi	3,51,030.00
67.	M/s Dhan Laxmi Industries	4,38,477.00
68.	A.O.Cash BSNL	5,51,142.00
69.	M/s Transoft Infotech	12,04,732.00
70.	M/s Unicom advertising	33,78,199.00
71.	Shree Om Filing Station	46,280.00
72.	I.O.B.199902000000101	39,66,953.71

1,31,38,236.71

**Total**

**22,82,74,372.67**

As per our separate Audit Report of even date annexed.

Place: Mathura

Date : 06.11.2020

FOR GLA UNIVERSITY, MATHURA



For Kuldeep Arora & Associates

Chartered Accountants

FRN.: 006036C

(CA. Kuldeep Arora)

F.C.A.

Membership No. 074799

CHANCELLOR

**GLA UNIVERSITY**  
**MATHURA**  
Schedules forming part of Balance Sheet

Schedule D

As at 31.03.2020

Sr. No.	Particulars	Gross Block				FIXED ASSETS					Net Block			
		Balance as on 31.03.19	Addition During the year	Sold / Transferred/ Discarded During the year	Balance. as on 31.03.20	Rate of Dep.	Depreciation upto 31.03.19	W.D. V. of Assets Sold / Transferred/ Discarded	Depreciation during the year	Depreciation upto 31.03.20	W.D.V. as on 31.03.2020	W.D.V. of Assets Sold/ Transferred/ Discarded	W.D.V. of Assets After Sold/ Transferred/ Discarded	W.D.V. as on 31.03.20
BUILDING														
1.	Building	2,00,56,64,674.95	9,78,15,356.00	-	2,10,34,80,030.95	0%	14,50,12,173.00	-	-	14,50,12,173.00	1,86,06,52,501.95	-	1,86,06,52,501.95	1,95,84,67,857.95
2.	Water Tank	47,33,204.00	1,07,000.00	-	48,40,204.00	10%	13,62,079.00	-	3,42,463.00	17,04,542.00	33,71,125.00	-	33,71,125.00	31,35,662.00
3.	Foot Overbridge	2,32,55,222.00	22,28,673.00	-	2,54,83,895.00	0%	-	-	-	-	2,32,55,222.00	-	2,32,55,222.00	2,54,83,895.00
4.	Lift	63,60,530.00	-	-	63,60,530.00	10%	20,58,360.00	-	4,30,217.00	24,88,577.00	43,02,170.00	-	43,02,170.00	38,71,953.00
	Total	2,04,00,13,630.95	10,01,51,029.00	-	2,14,01,64,659.95		14,84,32,612.00	-	7,72,680.00	14,92,05,292.00	1,89,15,81,018.95	-	1,89,15,81,018.95	1,99,09,59,367.95
EQUIPMENTS														
1.	Air Conditioning System	4,83,40,475.00	27,71,339.00	-	5,11,11,814.00	10%	2,17,11,553.00	-	28,01,459.00	2,45,13,012.00	2,66,28,922.00	-	2,66,28,922.00	2,65,98,802.00
2.	Air Compressor	1,04,400.00	-	-	1,04,400.00	10%	18,794.00	-	8,561.00	27,355.00	85,606.00	-	85,606.00	77,045.00
3.	Audio Systems	5,15,830.00	-	-	5,15,830.00	10%	3,30,882.00	-	18,495.00	3,49,377.00	1,84,948.00	-	1,84,948.00	1,66,453.00
4.	Auditorium Systems	15,91,735.00	-	-	15,91,735.00	10%	9,21,655.00	-	67,008.00	9,88,663.00	6,70,080.00	-	6,70,080.00	6,03,072.00
5.	Automatic Timer	9,600.00	-	-	9,600.00	10%	2,952.00	-	665.00	3,617.00	6,648.00	-	6,648.00	5,983.00
6.	Banner Trolley	10,069.00	-	-	10,069.00	10%	3,793.00	-	628.00	4,421.00	6,276.00	-	6,276.00	5,648.00
7.	C.C.Camra	90,66,097.00	14,97,327.01	-	1,05,63,424.01	10%	30,12,588.00	-	7,06,208.00	37,18,796.00	63,13,415.00	-	63,13,415.00	71,04,534.01
8.	Camera	13,74,896.00	16,268.00	-	13,91,164.00	10%	4,20,249.00	-	70,288.00	4,90,537.00	6,94,741.00	-	6,94,741.00	6,40,721.00
9.	Child Water Systems	6,22,400.00	-	-	6,22,400.00	10%	90,248.00	-	53,215.00	1,43,463.00	5,32,152.00	-	5,32,152.00	4,78,937.00
10.	Chimny	21,600.00	-	-	21,600.00	10%	3,132.00	-	1,847.00	4,979.00	18,468.00	-	18,468.00	16,621.00
11.	Mess Equipment	28,43,589.00	1,00,300.00	-	29,43,889.00	10%	6,11,366.00	-	2,28,237.00	8,39,603.00	22,32,223.00	-	22,32,223.00	21,04,286.00
12.	Dril Machine	7,443.00	-	-	7,443.00	10%	1,715.00	-	573.00	2,288.00	5,728.00	-	5,728.00	5,155.00
13.	Mobile Set	28,99,967.00	1,15,198.00	-	30,15,165.00	10%	8,66,805.00	-	2,09,076.00	10,75,881.00	20,33,162.00	-	20,33,162.00	19,39,284.00
14.	Fax Machine	29,500.00	-	-	29,500.00	10%	21,867.00	-	763.00	22,630.00	7,633.00	-	7,633.00	6,870.00
15.	Finger Print Biometric	9,03,826.00	-	-	9,03,826.00	10%	3,21,967.00	-	58,186.00	3,80,153.00	5,81,859.00	-	5,81,859.00	5,23,673.00
16.	Fire Fighting Equipment	1,03,21,914.00	10,09,034.00	-	1,13,30,948.00	10%	31,13,270.00	-	7,71,316.00	38,84,586.00	72,08,644.00	-	72,08,644.00	74,46,362.00
17.	Fog Machine	1,87,789.00	-	-	1,87,789.00	10%	78,835.00	-	10,895.00	89,730.00	1,08,954.00	-	1,08,954.00	98,059.00
18.	Food Wastage Tank	22,000.00	-	-	22,000.00	10%	6,764.00	-	1,524.00	8,288.00	15,236.00	-	15,236.00	13,712.00
19.	Generator	2,06,66,352.00	-	-	2,06,66,352.00	10%	1,22,84,423.00	-	8,38,193.00	1,31,22,616.00	83,81,929.00	-	83,81,929.00	75,43,736.00





20.	Gym Equipments	31,34,936.00	12,84,475.00	-	44,19,411.00	10%	7,39,960.00	-	3,03,721.00	10,43,681.00	23,94,976.00	-	23,94,976.00	33,75,730.00
21.	Gas Meter	57,701.00	-	-	57,701.00	10%	2,885.00	-	5,482.00	8,367.00	54,816.00	-	54,816.00	49,334.00
22.	Hording Unipol	7,18,912.00	-	-	7,18,912.00	10%	2,21,029.00	-	49,787.00	2,70,816.00	4,97,883.00	-	4,97,883.00	4,48,096.00
23.	House Keeping Equipment		2,44,764.00	-	2,44,764.00	10%	-	-	12,237.00	12,237.00	-	-	-	2,32,527.00
24.	Instruments	11,90,129.00	-	-	11,90,129.00	10%	7,82,461.00	-	40,767.00	8,23,228.00	4,07,668.00	-	4,07,668.00	3,66,901.00
25.	L.C.D. Projector	1,03,49,738.00	-	-	1,03,49,738.00	10%	47,49,103.00	-	5,60,063.00	53,09,166.00	56,00,633.00	-	56,00,633.00	50,40,570.00
26.	Lab Equipments	9,56,64,831.40	1,66,66,062.00	-	11,23,30,893.40	10%	4,65,63,171.00	-	57,43,468.00	5,23,06,639.00	4,91,01,661.40	-	4,91,01,661.40	6,00,24,255.40
27.	Musical Instruments	8,68,599.00	28,940.00	-	8,97,539.00	10%	3,46,641.00	-	53,643.00	4,00,284.00	5,21,958.00	-	5,21,958.00	4,97,255.00
28.	Media Junction	1,04,452.00	-	-	1,04,452.00	10%	32,115.00	-	7,234.00	39,349.00	72,337.00	-	72,337.00	65,103.00
29.	Medical Equipment for	3,02,989.00	-	-	3,02,989.00	10%	85,385.00	-	21,760.00	1,07,145.00	2,17,604.00	-	2,17,604.00	1,95,844.00
30.	Oil Pump	29,400.00	-	-	29,400.00	10%	16,041.00	-	1,336.00	17,377.00	13,359.00	-	13,359.00	12,023.00
31.	Old Diesel Tank	2,05,638.00	-	-	2,05,638.00	10%	1,39,612.00	-	6,603.08	1,46,215.00	66,026.00	-	66,026.00	59,423.00
32.	Paper Cutting Machine	2,363.00	-	-	2,363.00	10%	1,494.00	-	87.00	1,581.00	869.00	-	869.00	782.00
33.	Photo State Machine	12,62,171.00	3,84,380.00	-	16,46,551.00	10%	6,77,511.00	-	77,685.00	7,55,196.00	5,84,660.00	-	5,84,660.00	8,91,355.00
34.	Plantation Equipments	7,75,878.00	-	-	7,75,878.00	10%	2,86,409.00	-	48,947.00	3,35,356.00	4,89,469.00	-	4,89,469.00	4,40,522.00
35.	Refrigerator	4,50,335.00	1,45,700.00	-	5,96,035.00	10%	2,16,021.00	-	30,716.00	2,46,737.00	2,34,314.00	-	2,34,314.00	3,49,298.00
36.	Sai Clam With Alarm		34,84,500.00	-	34,84,500.00	10%	-	-	1,74,225.00	1,74,225.00	-	-	-	33,10,275.00
37.	Soler Heater	1,21,07,981.00	11,17,600.00	-	1,32,25,581.00	10%	42,76,140.00	-	8,39,064.00	51,15,204.00	78,31,841.00	-	78,31,841.00	81,10,377.00
38.	Soler Power Plant	8,99,59,538.00	-	41,26,292.91	8,58,33,245.09	10%	1,39,06,303.00	-	71,92,693.00	2,10,98,996.00	7,60,53,235.00	41,26,292.91	7,19,26,942.09	6,47,34,249.09
39.	Stone Gridding Machine	21,201.00	-	-	21,201.00	10%	6,518.00	-	1,468.00	7,986.00	14,683.00	-	14,683.00	13,215.00
40.	Sound System	11,73,212.00	30,490.00	-	12,03,702.00	10%	3,72,664.00	-	81,579.00	4,54,243.00	8,00,548.00	-	8,00,548.00	7,49,459.00
41.	Submersible Pump	19,33,921.00	5,87,437.00	-	25,21,358.00	10%	7,74,890.00	-	1,45,275.00	9,20,165.00	11,59,031.00	-	11,59,031.00	16,01,193.00
42.	STP Tank	12,70,657.00	-	-	12,70,657.00	10%	4,51,502.00	-	81,916.00	5,33,418.00	8,19,155.00	-	8,19,155.00	7,37,239.00
43.	STP Plant	84,12,120.00	-	-	84,12,120.00	10%	20,90,311.00	-	6,32,181.00	27,22,492.00	63,21,809.00	-	63,21,809.00	56,89,628.00
44.	Megaphone	2,10,150.00	-	-	2,10,150.00	10%	64,955.00	-	14,520.00	79,475.00	1,45,195.00	-	1,45,195.00	1,30,675.00
45.	Telephone Fitting	25,17,715.00	-	-	25,17,715.00	10%	17,75,221.00	-	74,249.00	18,49,470.00	7,42,494.00	-	7,42,494.00	6,68,245.00
46.	Television	19,26,162.00	6,63,000.00	-	25,89,162.00	10%	7,10,397.00	-	1,54,727.00	8,65,124.00	12,15,765.00	-	12,15,765.00	17,24,038.00
47.	Transformer	53,06,571.00	-	-	53,06,571.00	10%	19,17,216.00	-	3,38,936.00	22,56,152.00	33,89,355.00	-	33,89,355.00	30,50,419.00
48.	Utensils	21,70,739.18	37,763.00	-	22,08,502.18	10%	9,35,362.00	-	1,25,426.00	10,60,788.00	12,35,377.18	-	12,35,377.18	11,47,714.18
49.	Walky - Talky	8,73,832.00	32,209.01	-	9,06,041.01	10%	2,69,575.00	-	62,036.00	3,31,611.00	6,04,257.00	-	6,04,257.00	5,74,430.01
50.	V.C.D. / D.V.D	17,016.00	-	-	17,016.00	10%	14,126.00	-	289.00	14,415.00	2,890.00	-	2,890.00	2,601.00
51.	Vacuum Cleaner	12,400.00	-	-	12,400.00	10%	9,471.00	-	293.00	9,764.00	2,929.00	-	2,929.00	2,636.00
52.	Washing Machine	1,26,154.00	40,400.00	-	1,66,554.00	10%	49,112.00	-	9,724.00	58,836.00	77,042.00	-	77,042.00	1,07,718.00
53.	Water Cooler & Purifier	50,90,640.00	-	-	50,90,640.00	10%	36,69,522.00	-	1,42,112.00	38,11,634.00	14,21,118.00	-	14,21,118.00	12,79,006.00
54.	Weighing Machine	59,742.00	-	-	59,742.00	10%	23,937.00	-	3,581.00	27,518.00	35,805.00	-	35,805.00	32,224.00
55.	Welding Machine	1,87,652.00	-	-	1,87,652.00	10%	76,739.00	-	11,091.00	87,830.00	1,10,913.00	-	1,10,913.00	99,822.00
56.	Water Meter	5,81,069.00	-	-	5,81,069.00	10%	1,55,919.00	-	42,515.00	1,98,434.00	4,25,150.00	-	4,25,150.00	3,82,635.00
57.	Gas Pipe Line Fitting	32,79,256.00	1,01,445.00	-	33,80,701.00	10%	10,93,961.00	-	2,23,602.00	13,17,563.00	21,85,295.00	-	21,85,295.00	20,63,138.00
	Total	35,18,95,282.58	3,03,58,631.02	41,26,292.91	37,81,27,620.69	5.70	13,13,26,537.00	-	2,31,62,175.00	15,44,88,712.00	22,05,68,744.58	41,26,292.91	21,64,42,451.67	22,36,38,907.69

#### COMPUTERS & PERIPHERALS





1.	Computer Science Equip	16,57,13,616.73	99,57,688.57	-	17,56,71,305.30	10%	8,21,44,680.00	-	88,54,778.00	9,09,99,458.00	8,35,68,938.73	-	8,35,68,938.73	8,46,71,849.30
2.	Internet Fittings	38,53,884.00	72,19,952.00	-	1,10,73,836.00	10%	15,70,920.00	-	5,89,294.00	21,60,214.00	22,82,964.00	-	22,82,964.00	89,13,622.00
3.	Software	2,05,72,935.00	39,91,426.00	-	2,45,64,361.00	10%	64,57,966.00	-	16,11,068.00	80,69,034.00	1,41,14,969.00	-	1,41,14,969.00	1,64,95,327.00
4.	Scanner	4,02,267.00	61,554.41	-	4,63,821.41	10%	93,412.00	-	33,963.00	1,27,375.00	3,08,855.00	-	3,08,855.00	3,36,446.41
5.	Server	41,54,140.00	50,00,000.00	-	91,54,140.00	10%	11,97,256.00	-	5,45,688.00	17,42,944.00	29,56,884.00	-	29,56,884.00	74,11,196.00
	Total	19,46,96,842.73	2,62,30,620.98	-	22,09,27,463.71		9,14,64,234.00	-	1,16,34,791.00	10,30,99,025.00	10,32,32,610.73	-	10,32,32,610.73	11,78,28,440.71

#### FURNITURE & FIXTURES

1.	Furniture	11,10,12,924.00	76,84,509.00	-	11,86,97,433.00	10%	4,78,53,924.00	-	67,00,127.00	5,45,54,051.00	6,31,59,001.00	-	6,31,59,001.00	6,41,43,383.00
2.	Electricity Fittings & Equ	9,78,81,706.00	60,58,203.00	-	10,39,39,909.00	10%	4,43,50,929.00	-	56,55,988.00	5,00,06,917.00	5,35,30,775.00	-	5,35,30,775.00	5,39,32,990.00
3.	Electric Conection	1,49,700.00	-	-	1,49,700.00	10%	46,025.00	-	10,368.00	56,393.00	1,03,675.00	-	1,03,675.00	93,307.00
4.	Intercom	2,950.00	-	-	2,950.00	10%	2,072.00	-	88.00	2,160.00	878.00	-	878.00	790.00
	Total	20,90,47,280.00	1,37,42,712.00	-	22,27,89,992.00		9,22,52,950.00	-	1,23,66,571.00	10,46,19,521.00	11,67,94,329.00	-	11,67,94,329.00	11,81,70,470.00

#### LIBRARY BOOKS

1.	Library Books	4,83,43,249.90	37,14,481.00	-	5,20,57,730.90	10%	2,59,28,946.00	-	24,27,154.00	2,83,56,100.00	2,24,14,303.90	-	2,24,14,303.90	2,37,01,630.90
2.	Library Renovation & O	50,61,908.00	-	-	50,61,908.00	10%	19,06,846.00	-	3,15,506.00	22,22,352.00	31,55,062.00	-	31,55,062.00	28,39,556.00
	Total	5,34,05,157.90	37,14,481.00	-	5,71,19,638.90		2,78,35,792.00	-	27,42,660.00	3,05,78,452.00	2,55,69,365.90	-	2,55,69,365.90	2,65,41,186.90

#### VEHICLES

1.	Bike	52,197.00	48,926.00	-	1,01,123.00	10%	22,646.00	-	5,401.00	28,047.00	29,551.00	-	29,551.00	73,076.00
2.	Car	2,48,41,562.00	53,89,044.00	-	3,02,30,606.00	10%	98,24,723.00	-	17,71,136.00	1,15,95,859.00	1,50,16,839.00	-	1,50,16,839.00	1,86,34,747.00
3.	Other Vehicle	1,58,724.00	14,900.00	-	1,73,624.00	10%	75,704.00	-	9,047.00	84,751.00	83,020.00	-	83,020.00	88,873.00
4.	Tractor, Trolley	7,64,490.00	-	-	7,64,490.00	10%	1,69,843.00	-	59,465.00	2,29,308.00	5,94,647.00	-	5,94,647.00	5,35,182.00
	Total	2,58,16,973.00	54,52,870.00	-	3,12,69,843.00		1,00,92,916.00	-	18,45,049.00	1,19,37,965.00	1,57,24,057.00	-	1,57,24,057.00	1,93,31,878.00


<b>Grand Total</b>	<b>2,87,48,75,167.16</b>	<b>17,96,50,344.00</b>	<b>41,26,292.91</b>	<b>3,05,03,99,218.25</b>	<b>50,14,05,041.00</b>	<b>5,25,23,926.00</b>	<b>55,39,28,967.00</b>	<b>2,37,34,70,126.16</b>	<b>41,26,292.91</b>	<b>2,36,93,43,833.25</b>	<b>2,49,64,70,251.25</b>
--------------------	--------------------------	------------------------	---------------------	--------------------------	------------------------	-----------------------	------------------------	--------------------------	---------------------	--------------------------	--------------------------

Note : Depreciation on assets as on 31.03.2019 has been charged for full year, while the depreciation on assets purchased during the year has been charged for half year.

As per our separate Audit Report of even date annexed.

Place: Mathura

Date : 06.11.2020



FOR GLA UNIVERSITY, MATHURA

CHANCELLOR



**GLA UNIVERSITY  
MATHURA**  
Schedules forming part of Balance Sheet

Schedule E

As at 31.03.2020

**OTHER NON CURRENT ASSETS**

S.No.	Particular	AMOUNT IN Rs
1.	Telephone Security	758.00
2.	Electric Security	2,50,000.00
3.	Kendriya Vidhyalay	12,837.00
<b>Total</b>		<b>2,63,595.00</b>

**GLA UNIVERSITY  
MATHURA**  
Schedules forming part of Balance Sheet

Schedule G

As at 31.03.2020

**CASH & CASH EQUIVALENTS**

S.No.	Particular	AMOUNT IN Rs
1.	HDFC 50100288751936	30,391.90
2.	HDFC 50200005007295	8,43,695.35
3.	ICICI BANK LTD 101705000642	3,08,186.00
4.	IOB 199901000009007	2,54,222.17
5.	IOB 199901000009016	7,50,551.06
6.	I.O.B.199901000009017	1,86,459.06
7.	IOB 199901000009035	36,46,209.61
8.	IOB 199901000009038	46,36,168.18
9.	IOB 199901000018885	26,99,090.05
10.	IOB 199902000000001	12,530.96
11.	I.O.B.199901000030259	2,28,163.00
12.	IOBS.B.199901000009001	20,061.60
13.	IOB S.B.199901000009005	1,44,758.64
14.	IOB S.B.199901000009029	1,28,847.00
15.	IOB S.B.199901000009036	86,799.80
16.	IOB S.B.199901000009039	13,224.10
17.	IOB S.B.199901000021001	2,40,551.13
18.	SBI 33090240408	2,90,439.58
19.	SBI 33090341961	4,93,940.50
<b>Total</b>		<b>1,50,14,289.69</b>

As per our separate Audit Report of even date annexed.

Place: Mathura

Date : 06.11.2020

FOR GLA UNIVERSITY, MATHURA



For Kuldeep Arora & Associates  
Chartered Accountants  
FRN.: 006036C

(CA. Kuldeep Arora)  
F.C.A.  
Membership No. 074799

CHANCELLOR

**GLA UNIVERSITY  
MATHURA**

**LIST OF INVESTMENTS  
(As on 31-03-2020)**

**Schedule F**

S. No.	Date	Certificate No.	Name of Investment	Principal Amount	Date of Maturity	Maturity Value	Rate of Intt. %	Balance as on 31.03.2019	Addition during the year	Accrued Intt. During the year	Intt. Rcvd. During the year	Matured During the year	TDS	Balance as on 31.03.2020
1.	11.10.2019	199904000001546	FDR	10,00,000.00	11.10.2020	10,66,602.00	6.50%	-	10,00,000.00	30,811.00	-	-	3,081.00	10,27,730.00
2.	13.11.2019	199904000001586	FDR	10,00,000.00	13.10.2020	10,58,554.00	6.25%	-	10,00,000.00	23,986.00	-	-	2,399.00	10,21,587.00
3.	10.01.2020	199904000001651	FDR	20,00,000.00	10.11.2020	21,06,344.00	6.25%	-	20,00,000.00	27,890.00	-	-	2,789.00	20,25,101.00
4.	11.02.2020	199904000001687	FDR	10,00,000.00	11.11.2020	10,47,611.00	6.25%	-	10,00,000.00	8,569.00	-	-	857.00	10,07,712.00
5.	03.03.2020	199904000001715	FDR	10,00,000.00	03.10.2020	10,33,542.00	6.25%	-	10,00,000.00	3,710.00	3,339.00	-	371.00	10,00,000.00
<b>Total Amount</b>				<b>60,00,000.00</b>		<b>63,12,653.00</b>		<b>-</b>	<b>60,00,000.00</b>	<b>94,966.00</b>	<b>3,339.00</b>	<b>-</b>	<b>9,497.00</b>	<b>60,82,130.00</b>

As per our Separate Audit Report of Even date Annexed.

Place : Mathura

Date : 06.11.2020

FOR GLA UNIVERSITY, MATHURA



For KULDEEP ARORA & ASSOCIATES

Chartered Accountant

FRN : 006036C

(CA. KULDEEP ARORA)

F.C.A.

Membership No. : 074799

CHANCELLOR



**GLA UNIVERSITY  
MATHURA**

**Schedules forming part of Balance Sheet**

**Schedule H**

**SHORT TERM LOANS & ADVANCES**

S.No.	Particular	AMOUNT IN Rs	AMOUNT IN Rs
<b>ADVANCES TO EMPLOYEE'S</b>			
1.	Shri. Asheesh Shukla	5,60,000.00	
2.	Shri Abhay Chaturvedi	4,00,000.00	
3.	Shri Ajitesh Kumar	4,666.00	
4.	Shri A.K.Bhatia	5,000.00	
5.	Shri Amar Bahadur Shukla	5,000.00	
6.	Shri ambuj Kumar Misha	4,00,000.00	
7.	Shri Amit Goenka	7,152.00	
8.	Shri Amit Kumar	4,250.00	
9.	Shri Amit Kumar Singh	45,000.00	
10.	Shri Amit Solanki	25,000.00	
11.	Ms Ankita Sharma	5,000.00	
12.	Shri Anand Mohan agrawal	29,867.00	
13.	Shri Anand Singh Jalal	25,000.00	
14.	Shri Anantram	4,00,000.00	
15.	Shri anil Kumar Saxena	10,000.00	
16.	Shri Anifuddh Pradhan	10,000.00	
17.	Shri Anjani Kumar Rai	1,64,000.00	
18.	Shri Anjan Kumar	13,30,000.00	
19.	Shri Anoop Kumar Gupta	6,68,183.00	
20.	Shri Anuj Kumar	396.00	
21.	Shri Apoorva Jain	10,000.00	
22.	Shri Arjun singh	1,000.00	
23.	Shri Arun Kumar Tiwari	2,80,000.00	
24.	Shri Arvind Kumar Yadav	1,20,000.00	
	Shri Ashish Kumar Sharma	28,000.00	
	Shri Ashish Sharma	4,50,295.00	
27.	Shri Ashish Sharma	3,000.00	
28.	Shri Ashok Kumar	20,000.00	
29.	Shri Ashok Kumar Singh	12,57,780.00	
30.	Shri Ashu Jain	5,000.00	
31.	Shri Ashvery Upmanyu	5,000.00	
32.	Shri Atul Bansal	6,13,446.00	
33.	Shri Avinash Dhadhich	5,00,000.00	
34.	Shri Brajraj Kumar Gupta	5,000.00	
35.	Shri J.P.G.L.B .C.T.S.Bus Account	38,61,672.00	
36.	Shri Deepak Kumar Das	43,000.00	
37.	Shri Deepak Kumar	1,19,833.00	
38.	Shri Deepak Varshney	15,000.00	
39.	Shri Devendra Saraswat	7,500.00	
40.	Shri Dharmendra Kumar Kulsrestha	86,200.00	
41.	Shri Dilip Kumar Sharma	6,02,467.00	
42.	Shri Diwakar Bharadwaj	4,95,193.00	
43.	Shri Durgpal Singh	10,000.00	
44.	Shri Gaurav Das Gupta (Students Alumani )	80,000.00	
45.	Shri Harendra Kumar	12,368.00	
46.	Shri Hariom Sharma	11,683.00	
47.	Shri Himanshu Sharma	1,50,000.00	
48.	Huram Pariya	5,000.00	
49.	Shri Jatinder Pal Singh	5,000.00	
50.	Mrs Jyoti Sharma B.Ed	26,446.00	
51.	Shri Kamal Shah	34,503.00	
52.	Shri Kamal Sharma	4,25,615.00	
53.	Shri Kapil Dev Sharma	1,220.00	
54.	Mrs Kavita Varma	5,000.00	
55.	Shri Kiran Pal singh	10,060.00	
56.	Shri Krishan Kant Gautam	1,76,000.00	
57.	Shri Krishan Murari	2,400.00	
58.	Shri Kunwar Mausham	285.00	
59.	Shri Lokesh Kumar Sharma	2,500.00	
60.	Mrs Mamta Bhatnagar	1,40,102.00	



61.	Shri Manish Baliya	7,008.00
62.	Shri Manish Bhartiya	21,000.00
63.	Shri Manish Goyal	5,000.00
64.	Shri Manish Kumar	66,883.00
65.	Shri Manish Kumar Chaturvedi	50,000.00
66.	Shri Manish Kumar Mishra	20,000.00
67.	Shri Manoj Kumar	45,000.00
68.	Shri Manoj Kumar Agrawal	44,250.00
69.	Shri Manoj Kumar	2,46,000.00
70.	Shri Mastram Chaudhary	10,000.00
71.	Shri Mayank Srivastava	8,93,751.00
72.	Mrs Meenakshi Bajpai	28,247.00
73.	Shri Mohit Gupta	1,97,107.00
74.	Shri Mukesh Babu Trivedi	1,00,000.00
75.	Shri Mukesh Kumar	50,000.00
76.	Shri Mukut Ballabh Dubey	13,606.00
77.	Shri Narendra Mohan	8,000.00
78.	Shri Naresh Kumar	12,353.00
79.	M/s National Institute of Biologicals	11,580.00
80.	Shri Neeraj Sharma	51,190.00
81.	Shri Neeraj Varshney	50,650.00
82.	Shri Nitin Bhatnagar	8,10,000.00
83.	Shri Nitin Gaur	5,000.00
84.	Shri Nitin Kukreja	10,000.00
85.	Shri Nitin Tyagi	2,345.00
86.	Shri Omkar Singh	75,000.00
87.	Shri Panchanan Mohanty	10,000.00
88.	Shri Pawan Kumar	5,000.00
89.	Shri Pawan Kumar Verma	10,000.00
90.	Shri Piyush Singhal	6,65,830.00
91.	Shri Prabal Pratap Singh	1,00,000.00
92.	Shri Pradeep Kumar	25,000.00
93.	Shri Pradeep Mishra	5,000.00
94.	Shri Pramendra Singh	5,000.00
95.	Shri Rahul Pradhan	1,215.00
96.	Shri Rajesh Kumar Chaudhary	1,43,000.00
97.	Shri Rajesh Verma	2,000.00
98.	Shri Rajnish Mahajan	10,000.00
99.	Shri Rajpal	35,000.00
100.	Shri Rakesh Kumar	2,000.00
101.	Shri Ramjeet Singh	1,080.00
102.	Shri Ritesh	32,760.00
103.	Shri Rohit Agrawal	1,72,263.00
104.	Shri Rohit Shukla	15,000.00
105.	Shri Rohtas Deshmukh	15,000.00
106.	Shri R..R.Sharma	34,000.00
107.	Shri Rudra Prakash Maheshwari	5,000.00
108.	Ms Runima Chaudhry	31,500.00
109.	Mrs Sabita Singh	24,985.00
110.	Shri Sachin Kumar Chittodia	5,938.00
111.	Shri Sandeep Singh Rathor	4,579.00
112.	Shri Sanjay Kumar Maurya	10,502.00
113.	Shri Sanjay Kumar Verma	40,000.00
114.	Shri Satendra Kumar Yadav	8,120.00
115.	Shri Satvir	3,063.00
116.	Shri Saugat Kumar Sanyal	10,000.00
117.	Shri Saurabh Anand	36,613.00
118.	Shri Saurabh Goyal	10,000.00
119.	M/s Senious Post Master	1,305.00
120.	Shri Shashi Sekhar	1,71,301.00
121.	Shri Shimul Banerjee	2,407.00
122.	Shri Shiv Kumar Singh Pundir	13,591.00
123.	Shri Shiv Kumar Yadav	39,700.00
124.	Shri Shoorvir Singh	5,000.00
125.	Shri Jagan	30,452.00
126.	Shri Shyam Pandey	53,600.00
127.	Shri Sidharth Pannu	10,000.00
128.	Shri Siyaram sharma	1,158.00
129.	Shri Sunil Kumar Mishra	20,000.00
130.	Shri Sunil Saxena	57,654.00
131.	Shri Suresh Chandra Sharma	1,000.00
132.	Ms Tanuja Gupta	50,000.00
133.	M/s Tushar ( E-Cell )	45,000.00
134.	Shri Udayveer	10,000.00
135.	Shri Umesh Kumar Sharma	12,40,000.00
136.	Shri Uttam Singh Goswami	10,000.00
137.	Shri Vijay Kumar Dwivedi	3,99,103.00
138.	Shri Vikas Bawa	15,000.00
139.	Shri Vikas Kumar sharma	1,44,589.00
140.	Shri Vikas Tripathi	3,44,125.00
141.	Shri Vinay Krishna Goswami	20,000.00
142.	Shri Vinay Kumar Deolia	4,97,500.00
143.	Shri Vinay Kumar Tomer	9,794.00
144.	Shri Vinod (Chemistry)	1,232.00
145.	Shri Virendr Singh Pundir	8,320.00
146.	Shri Yogesh Kumar	34,617.00
147.	Shri Chandra Pal Singh	200,000.00
148.	Shri Gaurav Pant ME	130,021.00

#### ADVANCES TO SUPPLIERS

1.	M/s Atest Testing Pvt Ltd	5,82,364.00
2.	Aziur Rahman	15,000.00
3.	M/s Bajpai Guru Cheese Academic	13,620.00
4.	M/s Bijan Ads & Films	25,60,600.00
5.	Shri Brijnandan Maheshwari	51,500.00
6.	M/s BSI Business Park	92,000.00



21605969.00



7.	M/s Convenor Clat, 2018 Implementation	1,70,000.00	
8.	M/s Diplomat Residency	43,400.00	
9.	M/s Dymech Company Services Pvt Ltd	1,96,66,666.00	
10.	M/s EIE Instruments Pvt Ltd	3,92,947.00	
11.	M/s Hotel Gurudev	2,000.00	
12.	M/s International Subscription Agency	82,932.00	
	M/s Jaspin Industrial Instruments	40,820.00	
	Michal Ray	5,000.00	
15.	Mohd Parvez	13,999.00	
16.	Shri Vinod Kumar Agrawal	25,000.00	
17.	M/s NHPC	54,000.00	
18.	M/s Nidhivan Sarovar Portico	15,793.00	
19.	M/s Roots Corporation Ltd	10,000.00	
20.	M/s Staffin Gaumat Consulting	1,00,800.00	
21.	M/s Saumya DSM Pvt Ltd	9,22,393.00	
22.	M/s Sheetal Water Agencies	20,200.00	
23.	M/s Spakonix India Pvt Ltd	5,500.00	
24.	M/s Zee Media Corporation Ltd	719.00	
25.	M/s Bada Business Pvt Ltd	1200000.00	
26.	M/s Shri Radha Bihari Charitable Trust	5,000.00	
27.	M/s Ajanya Trust	4630.00	
28.	M/s Hari ions ( India ) Pvt Ltd	2,36,100.00	
29.	Gulzar Beg	8,900.00	
30.	M/s Mec Technical Engineers Pvt Ltd	21,32,242.00	
31.	M/s Yuvraj Residency	2621.00	2,84,76,746.00
<b>Total</b>			<b>5,00,82,715.00</b>

As per our separate Audit Report of even date annexed.

Place: Mathura

Date : 06.11.2020

FOR GLA UNIVERSITY, MATHURA



For Kuldeep Arora & Associates  
Chartered Accountants  
FRN.: 006036C

(CA. Kuldeep Arora)  
F.C.A.  
Membership No. 074799

CHANCELLOR

**GLA UNIVERSITY  
MATHURA**

**Schedules forming part of Income & Expenditure**

**Schedule I**

As at 31.03.2020

REVENUE FROM OPERATIONS	
S. No. Particulars	Amount Rs.
1. Fees From Students	1,33,16,75,500.00
<b>TOTAL</b>	<b>1,33,16,75,500.00</b>

**Schedule J**

As at 31.03.2020

INTEREST ON SB A/c / FDR / OTHERS	
S. No. Particulars	Amount Rs.
1. Interest on Saving Account	2,76,071.02
2. Interest on FDR	94,966.00
<b>TOTAL</b>	<b>3,71,037.02</b>

**Schedule K**

As at 31.03.2020

OTHER INCOME	
S. No. Particulars	Amount Rs.
1. Registration For Conference & Seminar	-
2. Grant Received From Council of Scence & Tech	12,51,613.30
3. Grant Received From For Chemistry	2,70,000.00
4. Grant Received From Dept. of Atomic Energy	20,39,041.00
5. Consultancy Fee Received	13,50,939.00
<b>TOTAL</b>	<b>80,48,389.30</b>

**Schedule L**

As at 31.03.2020

EDUCATIONAL EXPENSES	
S. No. Particulars	Amount Rs.
1. Admission Expenses	3,13,43,849.00
2. Affiliation	16,00,000.00
3. Convocation Expenses	44,98,265.00
4. Confrance & Seminar	17,76,445.00
5. Cultural Program Expenses	65,07,700.00
6. Examination Expenses	39,95,501.00
7. Games & Sports Expenses	16,66,547.00
8. Internet Expenses	34,27,186.00
9. Lab Consumables	48,13,709.00
10. Library Journal	59,79,456.82
11. Magzine, News Paper & Other Expenses	2,86,640.00
12. P.D.P. Expenses	1,57,84,860.00
13. Placement Cell Expenses	83,71,930.00
14. Research Expenses	50,25,938.00
15. Schlorsahip & Fee Concection Expenses	5,48,94,000.00
16. Student Welfare Expenses	52,43,132.34
17. Website Expenses	25,75,645.00
<b>TOTAL</b>	<b>15,77,90,804.16</b>

As per our separate Audit Report of even date annexed.

Place: Mathura

Date : 06.11.2020

FOR GLA UNIVERSITY, MATHURA

CHANCELLOR

For Kuldeep Arora & Associates  
Chartered Accountants  
FRN.: 006036C  
  
(CA. Kuldeep Arora)  
F.C.A.  
Membership No. 074799





**GLA UNIVERSITY  
MATHURA**

**Schedules forming part of the Income & Expenditure Account**

**Schedule P**

**As at 31.03.2020**

**OTHER EXPENSES**

S. No.	Particulars	Amount Rs.
1.	Administration Expenses	1,06,25,200.00
2.	AMC	16,15,359.00
3.	Audit Fee	10,00,000.00
4.	Consultancy Fee	72,03,679.00
5.	Covid -19 Expenses	25,342.00
6.	Dish T.V.Expenses	4,07,660.00
7.	Electricity Charges & Fuel of Generator	5,33,16,267.00
8.	Fuel of Vehicle Expenses	19,17,283.00
9.	Fire Fighting Expenses	3,62,837.00
10.	House Keeping Expenses	80,06,261.00
11.	Insurance	18,46,047.00
12.	Maintenance of Generator	7,06,860.00
13.	Maintenance of Vehicle	14,16,719.00
14.	Maintenance on Building	66,05,315.00
15.	Maintenance on Computer & I.T Expenses	12,04,842.00
16.	Maintenance on Electric	39,08,718.00
17.	Maintenance on Furniture	8,63,876.00
18.	Maintenance on Other Assets	8,68,202.00
19.	Meeting Expenses for University Authorities	4,16,559.00
20.	Membership Fee	13,98,094.00
21.	Notice for Admission and Staff Recruitment	9,94,06,117.00
22.	Lease Rent	5,00,00,000.00
23.	Plantation Expenses	6,48,165.00
24.	Postage & Stamp	7,52,610.00
25.	Printing & Stationary	56,31,394.00
26.	Rent for Office	28,98,637.00
27.	Security Service Charges	20,93,553.00
28.	STP Expenses	17,14,626.00
29.	TA /Conveyance	72,80,814.00
30.	Telephone Expenses	5,64,999.00
31.	Water Resource Expenses	19,95,840.00
<b>TOTAL</b>		<b>27,67,01,875.00</b>

As per our separate Audit Report of even date annexed.

Place: Mathura

Date : 06.11.2020

For Kuldeep Arora & Associates

Chartered Accountants

FRN.: 006036C



(CA. Kuldeep Arora)

F.C.A.

Membership No. 074799

FOR GLA UNIVERSITY, MATHURA

CHANCELLOR

**GLA UNIVERSITY  
MATHURA**

**Schedules forming part of the Income & Expenditure Account**

**Schedule M**

**As at 31.03.2020**

**EMPLOYEE BENEFIT EXPENSES**

S. No.	Particulars	Amount Rs.
1.	Faculty Development Expenses	23,64,707.00
2.	Salary Non Teaching	23,57,31,496.00
3.	Salary Teaching	41,13,25,221.00
4.	Guest Lecturer Honorarium	45,73,084.02
5.	Staff Welfare Expenses	60,05,642.00
6.	Stipend	20,83,933.00
<b>TOTAL</b>		<b>66,20,84,083.02</b>

**Schedule N**

**As at 31.03.2020**

**CHARITABLE EXPENSES**

S. No.	Particulars	Amount Rs.
1.	Sponcership Fee for Students	99,05,891.95
2.	Adopted School Expenses	13,62,783.00
3.	Medical Help To Students and Staff	6,61,955.00
<b>TOTAL</b>		<b>1,19,30,629.95</b>

**Schedule O**

**As at 31.03.2020**

**FINANCE COST**

S. No.	Particulars	Amount Rs.
1.	Bank Charges	2,69,763.08
2.	Interest on Term Loan	4,69,52,181.17
3.	Interest on C.C.Limit	1,66,85,483.11
4.	Interest on Demand Loans	63,12,890.00
5.	Interest on Unsecured Loans	65,67,567.00
6.	Interest on GST	2,64,685.00
7.	Loan Prosessing Fee	19,33,076.00
<b>TOTAL</b>		<b>7,89,85,645.36</b>

As per our separate Audit Report of even date annexed.

Place: Mathura

Date : 06.11.2020

FOR GLA UNIVERSITY, MATHURA



For Kuldeep Arora & Associates  
Chartered Accountants  
FRN.: 006036C

(CA. Kuldeep Arora)

F.C.A.

Membership No. 074799

CHANCELLOR



FINANCIAL YEAR

2020-21



# KULDEEP ARORA & ASSOCIATES

## CHARTERED ACCOUNTANTS

"CHARTERED CHAMBER" • 64/256 • DAMPIER NAGAR • MATHURA – 281 001 (U. P.)  
MOB.: 9837059648 • 9837890401

"SATYANISHTHA" • BRAJNIDHI COMPLEX • RAMAN RETI ROAD • VRINDAVAN - 281121 • DIST. MATHURA (U. P.)  
MOB.: 9837059648 • 9927080803 • 9690080803

EMAIL: [cakuldeeparora@gmail.com](mailto:cakuldeeparora@gmail.com) • WEBSITE: [www.cakuldeeparora.com](http://www.cakuldeeparora.com)

**CA. Kuldeep Arora**  
M. Com. • LL.B. • F.C.A. • DISA (ICAI)

### AUDIT REPORT

We have examined the Balance Sheet of **GLA UNIVERSITY** a unit of **SHRI JAGNNATH PRASAD GANESHILAL BAJAJ CHARITABLE TRUST SAMITI** having registered office at 200/1, **RAMAN RETI VRINDABAN, Dist. Mathura (U. P.)** as at **31-03-2021** and the Income & Expenditure Account for the year ended on that date which are in agreement with the books of account maintained by the said institution.

We have obtained all the information and explanations which to the best of our knowledge and belief were necessary for the purposes of the audit. In our opinion, proper books of account have been kept by the above named institution visited by us so far as appears from our examination of the books, and proper returns adequate for the purposes of audit have been received.

In our opinion and to the best of our information given to us, the said accounts give a true and fair view:

- (i) in the case of the balance sheet, of the state of affairs of the above named institutions as at **31-03-2021** and
- (ii) in the case of the Income & Expenditure account, of the Excess of Income over Expenditure of its accounting year ending on **31-03-2021**.

Place: Mathura  
Date: 16/12/2021

for Kuldeep Arora & Associates  
Chartered Accountants  
Chartered Chamber,  
64/256, Dampier Nagar,  
Mathura – 281 001  
Firm Registration No.: 006036C



(CA. Kuldeep Arora)  
F.C.A.  
Proprietor  
Membership No. – 074799  
UDIN: 21074799 AAAALE8752



**GLA UNIVERSITY**  
**MATHURA**  
**BALANCE SHEET AS AT 31-03-2021**

S. No.	Particulars	Schedule	Note No.	As at 31-03-2021 Amount Rs.	As at 31-03-2020 Amount Rs.
<b>A</b>	<b><u>CAPITAL &amp; LIABILITIES</u></b>				
1.	<b><u>Capital Fund</u></b>			<b>1,13,47,91,639.81</b>	<b>87,66,55,531.52</b>
(a)	General Fund	A		1,13,47,91,639.81	87,66,55,531.52
(b)	Corpus Fund			-	-
2.	<b><u>Non-current Liabilities</u></b>			<b>1,30,95,12,724.74</b>	<b>1,46,29,83,076.75</b>
(a)	Long Term Borrowings	B		1,30,95,12,724.74	1,46,29,83,076.75
(b)	Other Long Term Liabilities			-	-
(c)	Long Term Provisions			-	-
3.	<b><u>Current Liabilities</u></b>			<b>21,66,47,130.96</b>	<b>22,82,74,372.67</b>
(a)	Short Term Borrowings			-	-
(b)	Other Current Liabilities	C		21,66,47,130.96	22,82,74,372.67
(c)	Short Term Provisions			-	-
	<b>TOTAL</b>			<b>2,66,09,51,495.51</b>	<b>2,56,79,12,980.94</b>
<b>B</b>	<b><u>ASSETS</u></b>				
1.	<b><u>Non-Current Assets</u></b>			<b>2,59,74,16,469.25</b>	<b>2,49,67,33,846.25</b>
(a)	<b><u>Fixed Assets</u></b>			<b>2,59,62,43,318.25</b>	<b>2,49,64,70,251.25</b>
(i)	Tangible Assets	D		2,59,62,43,318.25	2,49,64,70,251.25
(ii)	Intangible Assets			-	-
(b)	Non-Current Investments			-	-
(c)	Long-Term Loans and Advances			-	-
(d)	Other Non-Current Assets	E		11,73,151.00	2,63,595.00
2.	<b><u>Current Assets</u></b>			<b>6,35,35,026.26</b>	<b>7,11,79,134.69</b>
(a)	Current Investments	F		2,78,59,802.00	60,82,130.00
(b)	Cash and Cash Equivalents	G		78,46,289.26	1,50,14,289.69
(c)	Short-Term Loans and Advances	H		2,78,28,935.00	5,00,82,715.00
(d)	Other-Current Assets			-	-
3.	<b><u>Miscellaneous Expenses</u></b>			-	-
(a)	Excess of Exps. Over Income			-	-
	<b>TOTAL</b>			<b>2,66,09,51,495.51</b>	<b>2,56,79,12,980.94</b>

As per our separate Audit Report of even date annexed.

Place: Mathura

Date : 16/12/2021

For Kuldeep Arora & Associates  
Chartered Accountants  
FRN.: 006036C



(CA. Kuldeep Arora)

F.C.A.

Membership No. 074799

FOR GLA UNIVERSITY, MATHURA

CHANCELLOR

**GLA UNIVERSITY**  
**MATHURA**  
**INCOME & EXPENDITURE ACCOUNT FOR THE YEAR ENDING ON 31-03-2021**

S. No.	Particulars	Schedule	Note No.	As at 31-03-2021 Amount Rs.	As at 31-03-2020 Amount Rs.
<b>1.</b>	<b><u>Income</u></b>				
(a)	Revenue From Operations	I		1,37,24,57,211.00	1,33,16,75,500.00
(b)	Interest On SB A/c/FDR/ Others	J		9,60,347.00	3,71,037.02
(c)	Other Income	K		2,96,86,087.68	80,48,389.30
	<b>Total Income</b>			<b>1,40,31,03,645.68</b>	<b>1,34,00,94,926.32</b>
<b>2.</b>	<b><u>Expenses</u></b>				
(a)	Educational Expenses	L		32,56,09,968.75	15,77,90,804.16
(b)	Employee Benefits Expenses	M		63,74,66,186.00	66,20,84,083.02
(c)	Depreciation and Amortisation Expenses	D		5,43,16,874.00	5,25,23,926.00
(d)	Charitable Expenses	N		4,37,050.00	1,19,30,629.95
(e)	Finance Cost	O		6,61,22,768.72	7,89,85,645.36
(f)	Other Expenses	P		6,10,14,689.92	27,67,01,875.00
	<b>Total Expenses</b>			<b>1,14,49,67,537.39</b>	<b>1,24,00,16,963.49</b>
<b>3.</b>	<b>Excess of Income over Expenditures (1-2)</b>			<b>25,81,36,108.29</b>	<b>10,00,77,962.83</b>

As per our separate Audit Report of even date annexed.

Place: Mathura

Date : 16/12/2021

For Kuldeep Arora & Associates  
Chartered Accountants  
FRN.: 006036C



(CA. Kuldeep Arora)  
F.C.A.  
Membership No. 074799

FOR GLA UNIVERSITY, MATHURA

CHANCELLOR



**GLA UNIVERSITY  
MATHURA**

**Schedules forming part of Balance Sheet**

**Schedule A**

**As at 31.03.2021**

**GENERAL FUND**

S.No.	Particular	Balance as on 31.03.2020	General Fund Transfer	Excess of Income Over Expenses	Balance as on 31.03.2021
1.	General Fund	87,66,55,531.52		25,81,36,108.29	1,13,47,91,639.81
	<b>Total</b>	<b>87,66,55,531.52</b>		<b>25,81,36,108.29</b>	<b>1,13,47,91,639.81</b>

**Schedule B**

**As at 31.03.2021**

**LONG TERM BORROWINGS**

S.No.	Particular	AMOUNT IN Rs
1.	Shri Jagannath Prasad Ganeshi Lal Bajaj Charitable Trust Samiti	1,30,87,60,944.74
2.	Students Run NPPL Mess	7,51,780.00
	<b>Total</b>	<b>1,30,95,12,724.74</b>

As per our separate Audit Report of even date annexed.

Place: Mathura

Date : 16/12/2021



For Kuldeep Arora & Associates  
Chartered Accountants  
FRN.: 006036C

(CA. Kuldeep Arora)  
F.C.A.  
Membership No. 074799

FOR GLA UNIVERSITY, MATHURA

CHANCELLOR

**GLA UNIVERSITY  
MATHURA**

**Schedules forming part of Balance Sheet**

**Schedule C**

As at 31.03.2021

**OTHER CURRENT LIABILITIES**

S.No.	Particular	Amount In Rs	AMOUNT IN Rs
<b>Security</b>			
1.	Students Security	17,00,34,243.96	
2.	Staff Security	1,81,75,663.00	18,82,09,906.96
<b>Payables</b>			
1.	Alumanai Charges	2,12,12,381.00	
2.	District Welfare Office Bharatpur	1,20,000.00	
3.	Grant Payble	3,56,843.00	
4.	Ritanshu Kukreja	45,841.00	
5.	GST	81,000.00	2,18,16,065.00
<b>Sundry Creditors</b>			
1.	Shri Bhagat Singh	2,218.00	
2.	Shri sachin Kumar Chhitodia	8,000.00	
3.	M/s Shri Yamuna Publicity	8,269.00	
4.	Shri Vivek Sharma	10,813.00	
5.	Shri Pravesh Kumar Tiwari	11,334.00	
6.	Shri Mohit	15,000.00	
7.	Ms Shilpi Garg	15,776.00	
8.	M/s Dauji Traders	70,125.00	
9.	M/s Unicom Advertising	2,18,718.00	
10.	M/s Sign and Sound India	2,28,160.00	
11.	M/s Mishra & Co.	1,030.00	
12.	Mrs Kanak Angrish	1,090.00	
13.	Shri Arvind Vijeta Mittal	3,000.00	
14.	M/s Global Energy Systems	3,800.00	
15.	M/s Brahma Kumaris Educational Society	5,000.00	
16.	M/s Prince Ahmad Ganai	5,000.00	
17.	M/s I'M World	5,082.00	
18.	M/s Karshni Enterprises	5,145.00	
19.	M/s Card World	5,459.00	
20.	M/s Dev Shraddha Sports	5,477.00	
21.	M/s GLA GLA Canteen	5,850.00	
22.	M/s Rajasthan Marbles Udyog	6,144.00	
23.	M/s Bhandari Sales	7,305.00	
24.	M/s Rajesh Goyal	8,000.00	
25.	M/s Jai Ambey Rifiling and Printer Services	8,800.00	
26.	M/s Parvez Khan	9,202.00	
27.	Shri Panchanan Pramanik	10,324.00	
28.	M/s Faredd Motors	14,000.00	
29.	Shri Palak Mahajan	15,000.00	
30.	M/s State Secretary UP Bharat Scout & Guide Lucknow	15,000.00	
31.	M/s Projector Wala	15,340.00	
32.	M/s Arora Printing Power	15,922.00	
33.	M/s APH Network	22,984.00	
34.	M/s Agrawal Steels & Wooden Furniture	24,426.00	
35.	M/s Brijwashi Keshav Milk Product	31,500.00	
36.	M/s Urban Pest Control	32,168.00	
37.	M/s Competent Engineers	33,949.00	
38.	M/s Cares Enterprises	35,446.00	
39.	M/s Sanjay Biological Museum	36,000.00	
40.	M/s Jain Furniture & Decoraters	40,474.00	
41.	M/s GEO Power	43,800.00	





42 .	M/s Shyam Singh Enterprises	49,625.00
43 .	M/s Laxmi Computer	58,505.00
44 .	M/s Ambey Water Engineering	73,138.00
45 .	M/s G.K.Timbers	1,01,344.00
46 .	M/s Sushmush Technologies Pvt Ltd	1,30,641.00
47 .	M/sBeacon Elevator Pvt Ltd	1,37,500.00
48 .	M/s Chandrika Glass & Plywood Syndicate	1,81,342.00
49 .	M/s McGraw Hill Education ( India ) Ltd	2,15,728.00
50 .	M/s Transoft Infotech	2,53,000.00
51 .	M/s Eduport Global Pvt Ltd	3,37,176.00
52 .	M/s Maxis Lab Solution	3,83,250.00
53 .	M/s Proexcel Technologies Pvt Ltd	3,87,866.00
54 .	M/s Guru Ji Traders	4,22,216.00
55 .	M/s Intellectual Acuity FirmI	6,68,100.00
56 .	M/s E Cell Account	1,88,596.00
57 .	M/s Primasonic Spectrum Pvt Ltd	19,73,002.00
		66,21,159.00

**Total**

**21,66,47,130.96**

As per our separate Audit Report of even date annexed.

Place: Mathura

Date : 16/12/2021



For Kuldeep Arora & Associates  
Chartered Accountants  
FRN.: 006036C

(CA. Kuldeep Arora)  
F.C.A.  
Membership No. 074799

FOR GLA UNIVERSITY, MATHURA

CHANCELLOR

**GLA UNIVERSITY  
MATHURA**  
Schedules forming part of Balance Sheet

**Schedule E**

As at 31.03.2021

**OTHER NON CURRENT ASSETS**

S.No.	Particular	AMOUNT IN Rs
1.	Telephone Security	758.00
2.	Electric Security	2,50,000.00
3.	Saumya DSM	9,22,393.00
<b>Total</b>		<b>11,73,151.00</b>

**Schedule G**

As at 31.03.2021

**CASH & CASH EQUIVALENTS**

S.No.	Particular	AMOUNT IN Rs
1.	HDFC 50100288751936	2,38,790.10
2.	HDFC 50200005007295	5,92,366.04
3.	ICICI BANK LTD 101705000642	14,39,327.00
4.	I.O.B.199902000000101	(55,08,066.91)
5.	IOB 199901000009007	1,11,701.61
6.	IOB199901000009016	4,27,311.20
7.	I.O.B.199901000009017	2,05,360.29
8.	IOB199901000009035	23,42,823.42
9.	IOB199901000009038	22,60,567.20
10.	IOB 199901000018885	5,40,622.65
11.	IOB 199902000000001	26,595.96
12.	I.O.B.199901000030105	1,784.00
13.	IOB S.B.199902000000048	61,905.60
14.	I.O.B.199901000030259	27,93,593.77
15.	IOBS.B.199901000009001	20,636.06
16.	IOB S.B.199901000009005	1,49,439.10
17.	IOB S.B.199901000009029	1,28,516.18
18.	IOB S.B.199901000009036	86,089.23
19.	IOB S.B.199901000009039	13,659.10
20.	IOB S.B.199901000021001	2,63,452.13
21.	IOB S.B.199901000020786	6,31,200.25
22.	SBI 33090240408	1,50,344.78
23.	SBI 33090341961	8,68,270.50
<b>Total</b>		<b>78,46,289.26</b>

As per our separate Audit Report of even date annexed.

Place: Mathura

Date : 16/12/2021

For Kuldeep Arora & Associates  
Chartered Accountants  
FRN.: 006036C



(CA. Kuldeep Arora)  
F.C.A.  
Membership No. 074799

FOR GLA UNIVERSITY, MATHURA

CHANCELLOR



**GLA UNIVERSITY  
MATHURA**

**Schedules forming part of Balance Sheet**

**Schedule H**

**As at 31.03.2021**

**SHORT TERM LOANS & ADVANCES**

S.No.	Particular	AMOUNT IN Rs	AMOUNT IN Rs
<b>ADVANCES TO EMPLOYEE'S</b>			
1.	Shri Ravindra Pratap Singh	29.00	
2.	Shri Arjun Singh	1,000.00	
3.	Ms Ankita Sharma	5,000.00	
4.	Shri Atif Atiq Siddiqui	5,000.00	
5.	Shri Hiram Pariya	5,000.00	
6.	Shri Michal Ray	5,000.00	
7.	Shri Nitin Gaur	5,000.00	
8.	Shri Sanjeev Kumar	5,000.00	
9.	Shri Ashvery Upmanyu	6,191.00	
10.	Shri Rajkamal Singh	6,478.00	
11.	Shri Gyan Chand	9,748.00	
12.	Shri Amit Jain	10,000.00	
13.	Shri Amit Kumar Verma	10,000.00	
14.	Shri Ashish Kumar Sharma Tnp	10,000.00	
15.	Shri Bharat Kant Sharma Tnp	10,000.00	
16.	Shri Mukut Ballabh Dubey	10,000.00	
17.	Shri Rahul Singh	10,000.00	
18.	Shri Rajnish Mahajan	10,000.00	
19.	Shri Saurabh Goyal	10,000.00	
20.	Shri Shimul Banerjee	10,000.00	
21.	Shri Sidharth Pannu	10,000.00	
22.	Shri Sunit Chauhan	10,000.00	
23.	Ms Sweta Singh	10,000.00	
24.	Shri Deepak Kumar	15,000.00	
25.	Ms Ojasvi Verma	16,500.00	
26.	Shri Rajpal Singh	19,000.00	
27.	Shri Vinod Kumar Gautam	19,000.00	
28.	Shri Ashok Kumar	20,000.00	
29.	Shri Sunil Kumar Mishra	20,000.00	
30.	Shri Naresh Kumar	25,000.00	
31.	Ms Sabita Singh	34,000.00	
32.	Shri Sunil Saxena	43,882.00	
33.	Shri Nexevo Technologies	48,970.00	
34.	Shri Kapildev Sharma	50,000.00	
35.	Shri Ashok Kumar Singh	50,780.00	
36.	Shri Virendra Roy Gl415099	52,000.00	
37.	Shri Omkar Singh	58,500.00	
38.	Shri Mukesh Babu Trivedi	78,500.00	
39.	Shri Gaurav Dasgupta	80,000.00	
40.	Shri Harendra Kumar	1,00,000.00	
41.	Shri Saibal Chatterji	1,10,000.00	
42.	Shri Himanshu Sharma	1,50,000.00	
43.	Shri Krishan Kant Gautam	1,58,000.00	
44.	Shri Rohit Agrawal	1,60,000.00	
45.	Shri Shashi Sekhar	1,60,000.00	
46.	Shri Anjani Kumar Rai	1,64,000.00	
47.	Shri Faizul Hasan	1,68,000.00	
48.	Shri Manoj Kumar Chubey	1,80,000.00	
49.	Shri Chandra Pal Singh	2,00,000.00	
50.	Shri Vidisha Creation Pvt Ltd	2,15,000.00	
51.	Shri Anoop Kumar Gupta	2,80,000.00	
52.	Shri Arun Kumar Tiwari	2,80,000.00	
53.	Shri Kamal Sharma	2,80,000.00	
54.	Shri Vikas Tripathi	3,50,000.00	
55.	Shri Abhay Chaturvedi	4,00,000.00	
56.	Shri Ambuj Kumra Mishra	4,00,000.00	
57.	Shri Anantram	4,00,000.00	
58.	Shri Vijay Kumar Dwivedi	4,00,000.00	
59.	Shri Ashish Sharma Cs	4,50,000.00	
60.	Shri Diwakar Bharadwaj	4,60,000.00	
61.	Shri Vinay Kumar Deolia	4,60,000.00	
62.	Shri Avinash Dadhich	5,00,000.00	
63.	Shri Ram Basant Pratap Vishbakarma	5,00,000.00	
64.	Shri Aashesh Shukla	5,60,000.00	
65.	Shri Dharmendra Kumar Kulsrestha	5,80,200.00	
66.	Shri Atul Bansal	6,00,000.00	
67.	Shri Dilip Kumar Sharma	6,00,000.00	
68.	Shri Piyush Singhal	6,00,000.00	
69.	Shri Vikas Bawa	6,00,000.00	
70.	Shri Mayank Srivastava	8,00,000.00	



71.	Shri Nitin Bhatnagar	8,00,000.00	
72.	Shri Umesh Kumar Sharma	11,52,000.00	
73.	Shri Anjan Kumar	13,30,000.00	1,53,51,778.00

#### **ADVANCES TO SUPPLIERS**

1.	M/s S.R.Sports	28,035.00	
2.	M/s SDGM Technologies Pvt Ltd	59,000.00	
3.	M/s Hari Ions( India ) Pvt Ltd	1,20,000.00	
4.	M/s Nopoper Forums Solution Pvt Ltd	1,20,950.00	
5.	M/s Anubhav Advertising & Printing	1,30,036.00	
6.	M/s Mec Technical Engineers Pvt Ltd	6,83,772.00	
7.	Shri Jagannath Prasad Ganeshi Lal Bajaj Charitable Trust Samiti Bus Account	75,75,986.00	
8.	Shri Giriraj Supari Traders	1,65,750.00	
9.	M/s D Freezo India Pvt Ltd	33,50,000.00	
10.	M/s Oil and Natural Gas Corporation Limited	1,66,949.00	
11.	M/s IBM India Pvt Ltd	1.00	
12.	M/s Bharat Petroleum Co.Ltd	76,678.00	
<b>Total</b>			<b>1,24,77,157.00</b>
			<b>2,78,28,935.00</b>

As per our separate Audit Report of even date annexed.

Place: Mathura

Date : 16/12/2021

For Kuldeep Arora & Associates  
Chartered Accountants  
FRN.: 006036C



(CA. Kuldeep Arora)  
F.C.A.  
Membership No. 074799

FOR GLA UNIVERSITY, MATHURA

CHANCELLOR



**GLA UNIVERSITY  
MATHURA**  
Schedules forming part of Balance Sheet

Schedule D

As at 31.03.2021

FIXED ASSETS														
Sr. No.	Particulars	Gross Block				Rate of Dep.	Depreciation				Net Block			
		Balance as on 31.03.20	Addition During the year	Sold / Transferred/ Discarded During the year	Balance. as on 31.03.21		Depreciation upto 31.03.20	W.D. V. of Assets Sold / Transferred/ Discarded	Depreciation during the year	Depreciation upto 31.03.21	W.D.V. as on 31.03.2021	W.D.V. of Assets Sold / Transferred/ Discarded	W.D.V. of Assets After Sold / Transferred/ Discarded	W.D.V. as on 31.03.21

**BUILDING**

1.	Building	2,10,34,80,030.95	9,27,89,468.00	-	2,19,62,69,498.95	0%	14,50,12,173.00	-	-	14,50,12,173.00	1,95,84,67,857.95	-	1,95,84,67,857.95	2,05,12,57,325.95
2.	Water Tank	48,40,204.00	-	-	48,40,204.00	10%	17,04,542.00	-	3,13,566.00	20,18,108.00	31,35,662.00	-	31,35,662.00	28,22,096.00
3.	Foot Overbridge	2,54,83,895.00	-	-	2,54,83,895.00	0%	-	-	-	-	2,54,83,895.00	-	2,54,83,895.00	2,54,83,895.00
4.	Lift	63,60,530.00	-	-	63,60,530.00	10%	24,88,577.00	-	3,87,195.00	28,75,772.00	38,71,953.00	-	38,71,953.00	34,84,758.00
	<b>Total</b>	<b>2,14,01,64,659.95</b>	<b>9,27,89,468.00</b>	<b>-</b>	<b>2,23,29,54,127.95</b>		<b>14,92,05,292.00</b>	<b>-</b>	<b>7,00,761.00</b>	<b>14,99,06,053.00</b>	<b>1,99,09,59,367.95</b>	<b>-</b>	<b>1,99,09,59,367.95</b>	<b>2,08,30,48,074.95</b>

**EQUIPMENTS**

1.	Air Conditioning System	5,11,11,814.00	51,186.00	-	5,11,63,000.00	10%	2,45,13,012.00	-	26,62,440.00	2,71,75,452.00	2,65,98,802.00	-	2,65,98,802.00	2,39,87,548.00
2.	Air Compressor	1,04,400.00	-	-	1,04,400.00	10%	27,355.00	-	7,705.00	35,060.00	77,045.00	-	77,045.00	69,340.00
3.	Audio Systems	5,15,830.00	-	-	5,15,830.00	10%	3,49,377.00	-	16,645.00	3,66,022.00	1,66,453.00	-	1,66,453.00	1,49,808.00
4.	Auditorium Systems	15,91,735.00	-	-	15,91,735.00	10%	9,88,663.00	-	60,307.00	10,48,970.00	6,03,072.00	-	6,03,072.00	5,42,765.00
5.	Automatic Timer	9,600.00	-	-	9,600.00	10%	3,617.00	-	598.00	4,215.00	5,983.00	-	5,983.00	5,385.00
6.	Banner Trolley	10,069.00	-	-	10,069.00	10%	4,421.00	-	565.00	4,986.00	5,648.00	-	5,648.00	5,083.00
7.	C.C.Camra	1,05,63,424.01	4,30,055.00	-	1,09,93,479.01	10%	37,18,796.00	-	7,31,956.00	44,50,752.00	71,04,534.01	-	71,04,534.01	68,02,633.01
8.	Camera	13,91,164.00	-	-	13,91,164.00	10%	4,90,537.00	-	64,072.00	5,54,609.00	6,40,721.00	-	6,40,721.00	5,76,649.00
9.	Child Water Systems	6,22,400.00	-	-	6,22,400.00	10%	1,43,463.00	-	47,894.00	1,91,357.00	4,78,937.00	-	4,78,937.00	4,31,043.00
10.	Chimney	21,600.00	-	-	21,600.00	10%	4,979.00	-	1,662.00	6,641.00	16,621.00	-	16,621.00	14,959.00
11.	Coffee Machine	-	4,550.00	-	4,550.00	10%	-	-	228.00	228.00	-	-	-	4,322.00
12.	Mess Equipment	29,43,889.00	33,342.00	-	29,77,231.00	10%	8,39,603.00	-	2,12,096.00	10,51,699.00	21,04,286.00	-	21,04,286.00	19,25,532.00
13.	Drill Machine	7,443.00	-	-	7,443.00	10%	2,288.00	-	516.00	2,804.00	5,155.00	-	5,155.00	4,639.00
14.	Mobile Set	30,15,165.00	3,92,249.00	-	34,07,414.00	10%	10,75,881.00	-	2,13,541.00	12,89,422.00	19,39,284.00	-	19,39,284.00	21,17,992.00
15.	Fax Machine	29,500.00	-	-	29,500.00	10%	22,630.00	-	687.00	23,317.00	6,870.00	-	6,870.00	6,183.00
16.	Finger Print Biometric	9,03,826.00	4,23,620.00	-	13,27,446.00	10%	3,80,153.00	-	73,548.00	4,53,701.00	5,23,673.00	-	5,23,673.00	8,73,745.00
17.	Fire Fighting Equipments	1,13,30,948.00	8,200.00	-	1,13,39,148.00	10%	38,84,586.00	-	7,45,046.00	46,29,632.00	74,46,362.00	-	74,46,362.00	67,09,516.00



18 .	Fog Machine	1,87,789.00	-	-	1,87,789.00	10%	89,730.00	-	9,806.00	99,536.00	98,059.00	-	98,059.00	88,253.00
19 .	Food Wastage Tank	22,000.00	-	-	22,000.00	10%	8,288.00	-	1,371.00	9,659.00	13,712.00	-	13,712.00	12,341.00
20 .	Generator	2,06,66,352.00	-	-	2,06,66,352.00	10%	1,31,22,616.00	-	7,54,374.00	1,38,76,990.00	75,43,736.00	-	75,43,736.00	67,89,362.00
21 .	Gym Equipments	44,19,411.00	-	-	44,19,411.00	10%	10,43,681.00	-	3,37,573.00	13,81,254.00	33,75,730.00	-	33,75,730.00	30,38,157.00
22 .	Gas Meter	57,701.00	-	-	57,701.00	10%	8,367.00	-	4,933.00	13,300.00	49,334.00	-	49,334.00	44,401.00
23 .	Hording Unipol	7,18,912.00	-	-	7,18,912.00	10%	2,70,816.00	-	44,809.00	3,15,625.00	4,48,096.00	-	4,48,096.00	4,03,287.00
24 .	House Keeping Equipment	2,44,764.00	-	-	2,44,764.00	10%	12,237.00	-	23,252.00	35,489.00	2,32,527.00	-	2,32,527.00	2,09,275.00
25 .	Instruments	11,90,129.00	-	-	11,90,129.00	10%	8,23,228.00	-	36,690.00	8,59,918.00	3,66,901.00	-	3,66,901.00	3,30,211.00
26 .	L.C.D. Projector	1,03,49,738.00	60,000.00	-	1,04,09,738.00	10%	53,09,166.00	-	5,07,057.00	58,16,223.00	50,40,570.00	-	50,40,570.00	45,93,513.00
27 .	Lab Equipments	11,23,30,893.40	3,57,27,253.00	-	14,80,58,146.40	10%	5,23,06,639.00	-	77,88,787.00	6,00,95,426.00	6,00,24,255.40	-	6,00,24,255.40	8,79,62,721.40
28 .	Musical Instruments	8,97,539.00	-	-	8,97,539.00	10%	4,00,284.00	-	49,726.00	4,50,010.00	4,97,255.00	-	4,97,255.00	4,47,529.00
29 .	Media Junction	1,04,452.00	-	-	1,04,452.00	10%	39,349.00	-	6,510.00	45,859.00	65,103.00	-	65,103.00	58,593.00
30 .	Medical Equipment for Dis	3,02,989.00	62,241.00	-	3,65,230.00	10%	1,07,145.00	-	22,696.00	1,29,841.00	1,95,844.00	-	1,95,844.00	2,35,389.00
31 .	Oil Pump	29,400.00	-	-	29,400.00	10%	17,377.00	-	1,202.00	18,579.00	12,023.00	-	12,023.00	10,821.00
32 .	Old Diesel Tank	2,05,638.00	-	-	2,05,638.00	10%	1,46,215.00	-	5,942.00	1,52,157.00	59,423.00	-	59,423.00	53,481.00
33 .	Paper Cutting Machine	2,363.00	-	-	2,363.00	10%	1,581.00	-	78.00	1,659.00	782.00	-	782.00	704.00
34 .	Photo State Machine	16,46,551.00	-	-	16,46,551.00	10%	7,55,196.00	-	89,136.00	8,44,332.00	8,91,355.00	-	8,91,355.00	8,02,219.00
35 .	Plantation Equipments	7,75,878.00	48,170.00	-	8,24,048.00	10%	3,35,356.00	-	46,461.00	3,81,817.00	4,40,522.00	-	4,40,522.00	4,42,231.00
36 .	Refrigerator	5,96,035.00	28,000.00	-	6,24,035.00	10%	2,46,737.00	-	36,330.00	2,83,067.00	3,49,298.00	-	3,49,298.00	3,40,968.00
37 .	Sai Clam With Alarm	34,84,500.00	-	-	34,84,500.00	10%	1,74,225.00	-	3,31,028.00	5,05,253.00	33,10,275.00	-	33,10,275.00	29,79,247.00
38 .	Soler Heater	1,32,25,581.00	44,64,050.00	-	1,76,89,631.00	10%	51,15,204.00	-	10,34,240.00	61,49,444.00	81,10,377.00	-	81,10,377.00	1,15,40,187.00
39 .	Soler Power Plant	8,58,33,245.09	-	-	8,58,33,245.09	10%	2,10,98,996.00	-	64,73,424.00	2,75,72,420.00	6,47,34,249.09	-	6,47,34,249.09	5,82,60,825.09
40 .	Stone Griding Machine	21,201.00	-	-	21,201.00	10%	7,986.00	-	1,322.00	9,308.00	13,215.00	-	13,215.00	11,893.00
41 .	Studio	-	39,58,348.00	-	39,58,348.00	10%	-	-	1,97,917.00	1,97,917.00	-	-	-	37,60,431.00
42 .	Sound System	12,03,702.00	58,185.00	-	12,61,887.00	10%	4,54,243.00	-	77,855.00	5,32,098.00	7,49,459.00	-	7,49,459.00	7,29,789.00
43 .	Submersible Pump	25,21,358.00	47,280.00	-	25,68,638.00	10%	9,20,165.00	-	1,62,483.00	10,82,648.00	16,01,193.00	-	16,01,193.00	14,85,990.00
44 .	STP Tank	12,70,657.00	-	-	12,70,657.00	10%	5,33,418.00	-	73,724.00	6,07,142.00	7,37,239.00	-	7,37,239.00	6,63,515.00
45 .	STP Plant	84,12,120.00	-	-	84,12,120.00	10%	27,22,492.00	-	5,68,963.00	32,91,455.00	56,89,628.00	-	56,89,628.00	51,20,665.00
46 .	Sanataizer Machine	-	4,89,507.00	-	4,89,507.00	10%	-	-	24,475.00	24,475.00	-	-	-	4,65,032.00
47 .	Megaphone	2,10,150.00	-	-	2,10,150.00	10%	79,475.00	-	13,068.00	92,543.00	1,30,675.00	-	1,30,675.00	1,17,607.00
48 .	Telephone Fitting	25,17,715.00	16,050.00	-	25,33,765.00	10%	18,49,470.00	-	67,627.00	19,17,097.00	6,68,245.00	-	6,68,245.00	6,16,668.00
49 .	Television	25,89,162.00	3,04,000.00	-	28,93,162.00	10%	8,65,124.00	-	1,87,604.00	10,52,728.00	17,24,038.00	-	17,24,038.00	18,40,434.00
50 .	Transformer	53,06,571.00	-	-	53,06,571.00	10%	22,56,152.00	-	3,05,042.00	25,61,194.00	30,50,419.00	-	30,50,419.00	27,45,377.00
51 .	Utensils	22,08,502.18	1,24,285.00	-	23,32,787.18	10%	10,60,788.00	-	1,20,986.00	11,81,774.00	11,47,714.18	-	11,47,714.18	11,51,013.18
52 .	Walky -Talky	9,06,041.01	-	-	9,06,041.01	10%	3,31,611.00	-	57,443.00	3,89,054.00	5,74,430.01	-	5,74,430.01	5,16,987.01
53 .	V.C.D. / D.V.D	17,016.00	-	-	17,016.00	10%	14,415.00	-	260.00	14,675.00	2,601.00	-	2,601.00	2,341.00
54 .	Vacuum Cleaner	12,400.00	-	-	12,400.00	10%	9,764.00	-	264.00	10,028.00	2,636.00	-	2,636.00	2,372.00
55 .	Washing Machine	1,66,554.00	31,900.00	-	1,98,454.00	10%	58,836.00	-	12,367.00	71,203.00	1,07,718.00	-	1,07,718.00	1,27,251.00
56 .	Water Cooler & Purifier	50,90,640.00	24,150.00	-	51,14,790.00	10%	38,11,634.00	-	1,29,108.00	39,40,742.00	12,79,006.00	-	12,79,006.00	11,74,048.00



57.	Weighing Machine	59,742.00	-	-	59,742.00	10%	27,518.00	-	3,222.00	30,740.00	32,224.00	-	32,224.00	29,002.00
58.	Welding Machine	1,87,652.00	-	-	1,87,652.00	10%	87,830.00	-	9,982.00	97,812.00	99,822.00	-	99,822.00	89,840.00
59.	Water Meter	5,81,069.00	-	-	5,81,069.00	10%	1,98,434.00	-	38,264.00	2,36,698.00	3,82,635.00	-	3,82,635.00	3,44,371.00
60.	Gas Pipe Line Fitting	33,80,701.00	-	-	33,80,701.00	10%	13,17,563.00	-	2,06,314.00	15,23,877.00	20,63,138.00	-	20,63,138.00	18,56,824.00
	<b>Total</b>	<b>37,81,27,620.69</b>	<b>4,67,86,621.00</b>	<b>-</b>	<b>42,49,14,241.69</b>	<b>6.00</b>	<b>15,44,88,712.00</b>	<b>-</b>	<b>2,47,03,221.00</b>	<b>17,91,91,933.00</b>	<b>22,36,38,907.69</b>	<b>-</b>	<b>22,36,38,907.69</b>	<b>24,57,22,307.69</b>

#### COMPUTERS & PERIPHERALS

1.	Computer Science Equip.	17,56,71,305.30	29,25,875.00	-	17,85,97,180.30	10%	9,09,99,458.00	-	86,13,479.00	9,96,12,937.00	8,46,71,849.30	-	8,46,71,849.30	7,89,84,245.30
2.	Internet Fittings	1,10,73,836.00	7,74,624.00	-	1,18,48,460.00	10%	21,60,214.00	-	9,30,093.00	30,90,307.00	89,13,622.00	-	89,13,622.00	87,58,153.00
3.	Software	2,45,64,361.00	29,08,026.00	-	2,74,72,387.00	10%	80,69,034.00	-	17,94,934.00	98,63,968.00	1,64,95,327.00	-	1,64,95,327.00	1,76,08,419.00
4.	Scanner	4,63,821.41	31,600.00	-	4,95,421.41	10%	1,27,375.00	-	35,225.00	1,62,600.00	3,36,446.41	-	3,36,446.41	3,32,821.41
5.	Server	91,54,140.00	10,000.00	-	91,64,140.00	10%	17,42,944.00	-	7,41,620.00	24,84,564.00	74,11,196.00	-	74,11,196.00	66,79,576.00
	<b>Total</b>	<b>22,09,27,463.71</b>	<b>66,50,125.00</b>	<b>-</b>	<b>22,75,77,588.71</b>		<b>10,30,99,025.00</b>	<b>-</b>	<b>1,21,15,351.00</b>	<b>11,52,14,376.00</b>	<b>11,78,28,440.71</b>	<b>-</b>	<b>11,78,28,440.71</b>	<b>11,23,63,214.71</b>

#### FURNITURE & FIXTURES

1.	Furniture	11,86,97,433.00	6,71,295.00	-	11,93,68,728.00	10%	5,45,54,051.00	-	64,47,904.00	6,10,01,955.00	6,41,43,383.00	-	6,41,43,383.00	5,83,66,774.00
2.	Electricity Fittings & Equip	10,39,39,909.00	14,16,969.00	-	10,53,56,878.00	10%	5,00,06,917.00	-	54,64,147.00	5,54,71,064.00	5,39,32,990.00	-	5,39,32,990.00	4,98,85,812.00
3.	Electric Connection	1,49,700.00	-	-	1,49,700.00	10%	56,393.00	-	9,331.00	65,724.00	93,307.00	-	93,307.00	83,976.00
4.	Intercom	2,950.00	-	-	2,950.00	10%	2,160.00	-	79.00	2,239.00	790.00	-	790.00	711.00
	<b>Total</b>	<b>22,27,89,992.00</b>	<b>20,88,264.00</b>	<b>-</b>	<b>22,48,78,256.00</b>		<b>10,46,19,521.00</b>	<b>-</b>	<b>1,19,21,461.00</b>	<b>11,65,40,982.00</b>	<b>11,81,70,470.00</b>	<b>-</b>	<b>11,81,70,470.00</b>	<b>10,83,37,273.00</b>

#### LIBRARY BOOKS

1.	Library Books	5,20,57,730.90	57,75,463.00	-	5,78,33,193.90	10%	2,83,56,100.00	-	26,58,936.00	3,10,15,036.00	2,37,01,630.90	-	2,37,01,630.90	2,68,18,157.90
2.	Library Renovation & Other	50,61,908.00	-	-	50,61,908.00	10%	22,22,352.00	-	2,83,956.00	25,06,308.00	28,39,556.00	-	28,39,556.00	25,55,600.00
	<b>Total</b>	<b>5,71,19,638.90</b>	<b>57,75,463.00</b>	<b>-</b>	<b>6,28,95,101.90</b>		<b>3,05,78,452.00</b>	<b>-</b>	<b>29,42,892.00</b>	<b>3,35,21,344.00</b>	<b>2,65,41,186.90</b>	<b>-</b>	<b>2,65,41,186.90</b>	<b>2,93,73,757.90</b>

#### VEHICLES

1.	Bike	1,01,123.00	-	-	1,01,123.00	10%	28,047.00	-	7,308.00	35,355.00	73,076.00	-	73,076.00	65,768.00
2.	Car	3,02,30,606.00	-	-	3,02,30,606.00	10%	1,15,95,859.00	-	18,63,475.00	1,34,59,334.00	1,86,34,747.00	-	1,86,34,747.00	1,67,71,272.00
3.	Other Vehicle	1,73,624.00	-	-	1,73,624.00	10%	84,751.00	-	8,887.00	93,638.00	88,873.00	-	88,873.00	79,986.00
4.	Tractor, Trolley	7,64,490.00	-	-	7,64,490.00	10%	2,29,308.00	-	53,518.00	2,82,826.00	5,35,182.00	-	5,35,182.00	4,81,664.00
	<b>Total</b>	<b>3,12,69,843.00</b>	<b>-</b>	<b>-</b>	<b>3,12,69,843.00</b>		<b>1,19,37,965.00</b>	<b>-</b>	<b>19,33,188.00</b>	<b>1,38,71,153.00</b>	<b>1,93,31,878.00</b>	<b>-</b>	<b>1,93,31,878.00</b>	<b>1,73,98,690.00</b>

<b>Grand Total</b>	<b>3,05,03,99,218.25</b>	<b>15,40,89,941.00</b>	<b>-</b>	<b>3,20,44,89,159.25</b>	<b>55,39,28,967.00</b>	<b>5,43,16,874.00</b>	<b>60,82,45,841.00</b>	<b>2,49,64,70,251.25</b>	<b>-</b>	<b>2,49,64,70,251.25</b>	<b>2,59,62,43,318.25</b>
--------------------	--------------------------	------------------------	----------	--------------------------	------------------------	-----------------------	------------------------	--------------------------	----------	--------------------------	--------------------------

Note : Depreciation on assets as on 31.03.2020 has been charged for full year, while the depreciation on assets purchased during the year has been charged for half year.

As per our separate Audit Report of even date annexed.

Place: Mathura

Date : 16/12/2021



FOR GLA UNIVERSITY, MATHURA

CHANCELLOR



**GLA UNIVERSITY  
MATHURA**

**Schedules forming part of Income & Expenditure**

**Schedule I**

**As at 31.03.2021**

**REVENUE FROM OPERATIONS**

S. No.	Particulars	Amount Rs.
1.	Fees From Students	1,37,23,95,211.00
2.	Hostel Fee	62,000.00
<b>TOTAL</b>		<b>1,37,24,57,211.00</b>

**Schedule J**

**As at 31.03.2021**

**INTEREST ON SB A/c / FDR/ OTHERS**

S. No.	Particulars	Amount Rs.
1.	Interest on Saving Account	3,09,699.00
2.	Interest on FDR	6,50,648.00
<b>TOTAL</b>		<b>9,60,347.00</b>

**Schedule K**

**As at 31.03.2021**

**OTHER INCOME**

S. No.	Particulars	Amount Rs.
1.	Registration For Conference & Seminar	8,90,032.50
2.	Consultancy Fee Received	76,28,983.00
3.	JEE Test Fee	8,405.18
<b>GOVERNMENT GRANTS</b>		
1.	Department of Atomic Energy (Ministry of Sceince & Technology)	5,11,321.00
2.	Department of Atomic Energy (Ministry of Sceince & Technology)	64,91,076.00
3.	Department of Electronics & Information Technology (Ministry of Sceince & Technology)	4,36,000.00
		74,38,397.00
<b>RESEARCH PROJECT FEE</b>		
1.	M/s Mantra Soft India Pvt Ltd ( Project )	2,70,270.00
2.	M/s Bada Business ( Project )	29,50,000.00
3.	M/s Dysmech Company Services Pvt Ltd ( Project )	75,00,000.00
4.	M/s M.M. Builders ( Project )	30,00,000.00
		1,37,20,270.00
<b>TOTAL</b>		<b>2,96,86,087.68</b>

**Schedule L**

**As at 31.03.2021**

**EDUCATIONAL EXPENSES**

S. No.	Particulars	Amount Rs.
1.	Admission Expenses	2,74,65,451.00
2.	Affiliation	10,50,000.00
3.	Adopted School Expenses	38,89,912.00
4.	Convocation Expenses	10,84,683.00
5.	Conference & Seminar	7,65,690.00
6.	Cultural Program Expenses	58,31,871.00
7.	Examination Expenses	10,53,115.23
8.	Games & Sports Expenses	2,71,773.00
9.	Internet Expenses	18,90,164.00
10.	Lab Consumables	13,38,042.00
11.	Lease Rent	5,00,00,000.00
12.	LibraryJournal	65,05,797.58
13.	Magzine, News Paper & Other Expenses	26,994.00
14.	Maintenance on Computer & I.T Expenses	32,63,736.00
15.	Meeting Expenses for University Authorities	2,37,300.00
16.	Membership Fee	8,35,764.00
17.	Medical Help To Students and Staff	1,55,909.00
18.	Notice for Admission and Staff Recruitment	6,56,87,045.00
19.	P.D.P. Expenses	4,96,88,959.00
20.	Placement Cell Expenses	43,91,561.00
21.	Research Expenses	2,87,06,204.00
22.	Sponcership Fee for Students	42,70,147.00
23.	Schlorsahip & Fee Concection Expenses	6,42,02,750.00
24.	Student Welfare Expenses	24,94,494.94
25.	Website Expenses	5,22,606.00
<b>TOTAL</b>		<b>32,56,09,968.75</b>

As per our separate Audit Report of even date annexed.

Place: Mathura

Date : 16/12/2021

**For Kuldeep Arora & Associates**

**Chartered Accountants**

**FRN.: 006036C**



**(CA. Kuldeep Arora)**

**F.C.A.**

**Membership No. 074799**

**FOR GLA UNIVERSITY, MATHURA**

**CHANCELLOR**



**GLA UNIVERSITY  
MATHURA**

**Schedules forming part of the Income & Expenditure Account**

**Schedule M**

As at 31.03.2021

**EMPLOYEE BENEFIT EXPENSES**

S. No.	Particulars	Amount Rs.
1.	Faculty Development Expenses	60,05,150.00
2.	Salary Non Teaching	21,55,85,395.00
3.	Salary Teaching	40,36,34,851.00
4.	Guest Lecturer Honorarium	50,77,388.00
5.	Staff Welfare Expenses	39,34,562.00
6.	Stipend	32,28,840.00
<b>TOTAL</b>		<b>63,74,66,186.00</b>

**Schedule N**

As at 31.03.2021

**CHARITABLE EXPENSES**

S. No.	Particulars	Amount Rs.
1.	P.M.Care Fund	4,37,050.00
<b>TOTAL</b>		<b>4,37,050.00</b>

**Schedule O**

As at 31.03.2021

**FINANCE COST**

S. No.	Particulars	Amount Rs.
1.	Bank Charges	1,77,897.03
2.	Interest on Term Loan	3,42,78,093.62
3.	Interest on C.C.Limit	1,74,05,105.07
4.	Interest on Demand Loans	26,06,605.00
5.	Interest on Unsecured Loans	74,24,066.00
6.	Interest on GST	8,300.00
7.	Interest on TDS	92,816.00
8.	Loan Processing Fee	41,29,886.00
<b>TOTAL</b>		<b>6,61,22,768.72</b>

As per our separate Audit Report of even date annexed.

Place: Mathura

Date : 16/12/2021

**For Kuldeep Arora & Associates  
Chartered Accountants  
FRN.: 006036C**



(CA. Kuldeep Arora)  
F.C.A.  
Membership No. 074799

**FOR GLA UNIVERSITY, MATHURA**

**CHANCELLOR**

**GLA UNIVERSITY  
MATHURA**

**Schedules forming part of the Income & Expenditure Account**

**Schedule P**

**As at 31.03.2021**

**OTHER EXPENSES**

S. No.	Particulars	Amount Rs.
1.	Administration Expenses	78,95,880.00
2.	AMC	9,60,486.00
3.	Audit Fee	10,00,000.00
4.	Consultancy Fee	24,46,586.00
5.	Covid -19 Expenses	8,91,188.00
6.	Dish T.V.Expenses	7,77,257.00
7.	Electricity Charges & Fuel of Generator	1,21,87,144.00
8.	Fuel of Vehicle Expenses	22,80,116.00
9.	Fire Fighting Expenses	14,473.00
10.	House Keeping Expenses	30,18,565.00
11.	Insurance	26,51,321.00
12.	Maintenance of Vehicle	17,20,573.47
13.	Maintenance on Building	85,43,209.00
14.	Maintenance on Electric	25,09,249.00
15.	Maintenance on Furniture	1,36,398.00
16.	Maintenance on Generator	3,60,372.00
17.	Maintenance on Other Assets	10,24,943.00
18.	Networking Expenses	7,86,121.00
19.	Plantation Expenses	3,60,003.00
20.	Postage & Stamp	3,27,824.00
21.	Printing & Stationary	17,75,131.45
22.	Rent for Office	27,03,840.00
23.	Security Service Charges	17,79,690.00
24.	STP Expenses	9,69,364.00
25.	TA /Conveyance	19,99,186.00
26.	Telephone Expenses	5,95,129.00
27.	Water Resource Expenses	13,00,641.00
<b>TOTAL</b>		<b>6,10,14,689.92</b>

As per our separate Audit Report of even date annexed.

Place: Mathura

Date : 16/12/2021

**For Kuldeep Arora & Associates  
Chartered Accountants  
FRN.: 006036C**



  
**(CA. Kuldeep Arora)  
F.C.A.  
Membership No. 074799**

**FOR GLA UNIVERSITY, MATHURA**



**CHANCELLOR**



**GLA UNIVERSITY  
MATHURA  
LIST OF INVESTMENTS  
(As on 31-03-2021)**

**Schedule F**

**As at 31.03.2021**

S. No.	Date	Certificate No.	Name of investor	Principal Amount	Date of Maturity	Maturity Value	Rate of Intt. %	Balance as on 31.03.2020	Addition during the year	Accrued Intt. During the year	Intt. Rcvd. During the year	Matured During the year	TDS	Balance as on 31.03.2021
1.	11.10.2019	199904000001546	FDR	10,00,000.00	11.10.2020	10,66,602.00	6.50%	10,27,730.00	-	35,791.00	-	10,60,837.00	2,684.00	-
2.	13.11.2019	199904000001586	FDR	10,00,000.00	13.10.2020	10,58,554.00	6.25%	10,21,587.00	-	34,568.00	-	10,53,563.00	2,592.00	-
3.	10.01.2020	199904000001651	FDR	20,00,000.00	10.11.2020	21,06,344.00	6.25%	20,25,101.00	-	78,454.00	-	20,97,670.00	5,885.00	-
4.	17.05.2020	199904000001409	FDR	1,75,000.00	-	-	-	-	-	18,571.00	-	-	769.00	1,92,802.00
5.	11.02.2020	199904000001687	FDR	10,00,000.00	11.11.2020	10,47,611.00	6.25%	10,07,712.00	-	39,042.00	-	10,43,827.00	2,927.00	-
6.	03.03.2020	199904000001715	FDR	10,00,000.00	03.10.2020	10,33,542.00	6.25%	10,00,000.00	-	29,832.00	-	10,27,594.00	2,238.00	-
7.	03.07.2020	199904000001789	FDR	40,00,000.00	08.10.2020	40,48,899.00	6.25%	-	40,00,000.00	48,899.00	-	40,45,232.00	3,667.00	-
8.	03.11.2020	199904000001934	FDR	25,00,000.00	15.03.2021	25,20,102.00	4.40%	-	25,00,000.00	20,102.00	-	25,18,698.00	1,404.00	-
9.	04.12.2020	199904000001938	FDR	25,00,000.00	15.03.2021	25,39,178.00	4.40%	-	25,00,000.00	39,178.00	-	25,36,239.00	2,939.00	-
10.	08.09.2020	199904000001870	FDR	10,00,000.00	14.10.2020	10,02,795.00	4.40%	-	10,00,000.00	2,795.00	-	10,02,585.00	210.00	-
11.	08.10.2020	199904000001896	FDR	25,00,000.00	15.03.2021	25,47,616.00	4.40%	-	25,00,000.00	47,616.00	-	25,44,045.00	3,571.00	-
12.	11.11.2020	199904000001897	FDR	31,40,000.00	15.03.2021	31,86,937.00	4.40%	-	31,40,000.00	46,937.00	-	31,83,417.00	3,520.00	-
13.	13.08.2020	199904000001841	FDR	10,00,000.00	14.10.2020	10,06,518.00	4.40%	-	10,00,000.00	6,518.00	-	10,06,029.00	489.00	-
14.	14.10.2020	199904000001905	FDR	41,23,000.00	10.11.2020	41,98,547.00	4.40%	-	41,23,000.00	75,547.00	-	41,92,881.00	5,666.00	-
15.	08.10.2020	199904000001895	FDR	50,75,000.00	15.03.2021	51,71,661.00	4.40%	-	50,75,000.00	96,661.00	-	51,64,412.00	7,249.00	-
16.	04.12.2020	199904000001963	FDR	25,00,000.00	15.03.2021	25,30,137.00	4.40%	-	25,00,000.00	30,137.00	-	25,27,877.00	2,260.00	-
18.	01.02.2021	199904000002136	FDR	25,00,000.00	15.07.2021	-	-	-	25,00,000.00	-	-	-	-	25,00,000.00
19.	02.03.2021	199904000002169	FDR	25,00,000.00	15.07.2021	-	-	-	25,00,000.00	-	-	-	-	25,00,000.00
20.	17.03.2021	199904000002196	FDR	76,67,000.00	15.07.2021	-	-	-	76,67,000.00	-	-	-	-	76,67,000.00
21.	17.03.2021	199904000002197	FDR	1,50,00,000.00	15.07.2021	-	-	-	1,50,00,000.00	-	-	-	-	1,50,00,000.00
<b>Total Amount</b>				<b>6,21,80,000.00</b>	<b>-</b>	<b>3,50,65,043.00</b>		<b>60,82,130.00</b>	<b>5,60,05,000.00</b>	<b>6,50,648.00</b>		<b>3,50,04,906.00</b>	<b>48,070.00</b>	<b>2,78,59,802.00</b>

As per our separate Audit Report of even date annexed.

Place: Mathura

Date : 16/12/2021



For Kuldeep Arora & Associates  
Chartered Accountants  
FRN.: 006036C

(CA. Kuldeep Arora)

F.C.A.

Membership No. 074799

FOR GLA UNIVERSITY, MATHURA

CHANCELLOR